



# Qprep

CUTTING | MOUNTING | GRINDING | POLISHING | ETCHING | ANALYZING | HARDNESS TESTING

## CONSUMABLES 2026

valid as of 1<sup>st</sup> January 2026



HEAT TREATMENT | ELEMENTAL ANALYSIS | MATERIALOGRAPHY & HARDNESS TESTING  
MILLING & SIEVING | PARTICLE CHARACTERIZATION | PHARMACEUTICAL TESTING

## WE ENABLE PROGRESS FOR THE BENEFIT OF MANY

VERDER SCIENTIFIC is composed of leading laboratory equipment companies active in sample preparation and analysis for quality control as well as research & development purposes. As trusted solution partner, VERDER SCIENTIFIC enables thousands of companies to ensure economic, technological and environmental progress by mastering their scientific applications. Together, we make the world a healthier, safer and more sustainable place.

# QATM – Materialography & Hardness Testing

Customized solutions – with competence and passion

## Machines and equipment for the materialographic laboratory

Whatever you need for quality testing and material analysis, QATM has it all. As a manufacturer of high-quality machines for materialography (metallography) and hardness testing, we offer the most comprehensive solutions for your needs. We not only supply a wide range of instruments but also accessories, consumables, complete laboratories and tailor-made special-purpose solutions.

## We aim for the highest quality

Our innovative cut-off machines, mounting presses, grinders, polishers/electrolytic etchers, hardness testers and analysis systems provide maximum reliability and flexibility. The R&D departments for hardware and software work in close cooperation with our customers to ensure continuous optimization of our products. QATM is certified according to EN ISO 9001:2015 to make sure our internal procedures for conception, development, purchasing, sales and service are efficient and reflect our high standards.

Customers all over the world appreciate QATM's extensive sales and service network as well as the direct communication with our experts. The comprehensive expertise and creativity of our qualified staff are the basis for the consistent high quality of our solutions.

QATM offers:

- I MODERN PRODUCTION ENGINEERING**  
 Optimum control of every single component of our machines guarantees reliable QATM "made in Germany" and "made in Austria" product quality.
- I APPLICATION CONSULTATION AND END-USER SEMINARS WITH INDIVIDUAL FOCUS**  
 Our application experts ascertain parameters and equipment configurations best suited for your sample preparation process.
- I IN-HOUSE HARDWARE AND SOFTWARE DEVELOPMENT**  
 QATM hosts the complete R&D process in-house. Tailor-made solutions to meet individual requirements are our strength.
- I CONSUMABLES FOR ALL STEPS OF THE MATERIALOGRAPHIC SAMPLE PREPARATION**  
 We offer a wide range of high-quality consumables for materialographic sample preparation and analysis. The consumables are tested in detail and chosen for optimal operation of QATM equipment by our application specialists at our central inhouse laboratory.



**MAMMELZEN / GERMANY**  
 | Materialography, consumables, manufacture of lab furniture  
 | Development, manufacturing, assembly  
 | Training center



**GOLLING / AUSTRIA**  
 | Hardness testing, Analysis  
 | Development and assembly  
 | Training center

[www.qatm.com](http://www.qatm.com)

## THE BEST CHOICE FOR YOUR APPLICATION



With QPREP, QATM offers a wide range of high-quality consumables for metallographic sample preparation and analysis. All consumables are thoroughly tested and selected for perfect interaction with QATM machines.

## QATM CONTACT

QATM is a provider of integrated solutions. In addition to our comprehensive product range we offer full application support and technical service.

PREMIUM QUALITY  
MADE IN GERMANY



ATM Qness GmbH  
Emil-Reinert-Str. 2  
57636 Mammelzen  
Germany

ATM Qness GmbH  
Reitbauernweg 26  
5440 Golling  
Austria

Phone: +49 2681 9539-0

Phone: +43 6244 34393

info@qatm.com  
www.qatm.com

info.at@qatm.com  
www.qatm.com

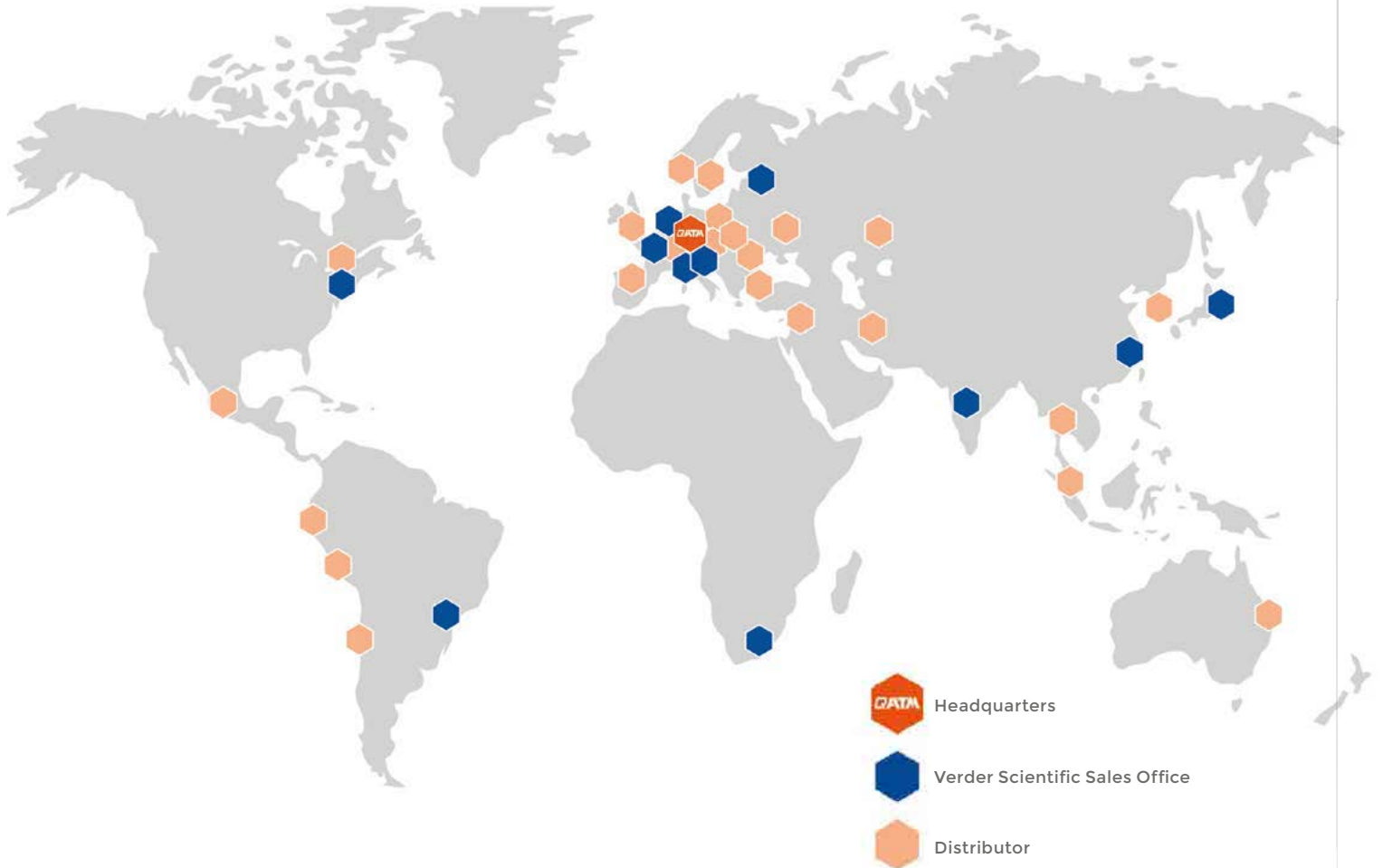
## WWW.QATM.COM/CONSUMABLES

Our consumables website offers you a complete overview of our QPREP products, including detailed descriptions, specific benefits and recommended applications.

When you switch to the order data, you will immediately receive a pre-selected list. However, you can also easily set your own selection filters. You also have the option of creating an inquiry list to receive a non-binding offer from us.

HOT MOUNTING MATERIAL BAKELIT GREEN			
95011987		BAKELIT GREEN	1 kg
95011988		BAKELIT GREEN	5 kg
95011989		BAKELIT GREEN	10 kg

## Excellent sales and service network throughout the world



Our comprehensive network of distributors and agents provides expert advice on products and applications throughout the world, as well as technical service. For detailed information please refer to our website [www.qatm.com](http://www.qatm.com)



# YOUR KNOWLEDGE PLUS - ALWAYS ONE STEP AHEAD

Everything you need to know about materialographic preparation

## EXPERT GUIDE - YOUR BOOK OF MATERIALOGRAPHY

Our comprehensive Expert Guide provides beginners and experienced users with a structured guide to materialographic sample preparation. Numerous photographically documented examples, practical tips and a **new chapter on geology and mineralogy** make this book your competent reference work - ideal for everyday and unusual preparation tasks.

Order data on page 135



Download reading sample now

## WEBINARS - FIRST-HAND KNOWLEDGE

Expand your expertise in our latest webinars on cutting, mounting, grinding and polishing, and hardness testing.

- ! The webinars offer valuable insights and practical solutions.
- ! Missed appointments? No problem - all past webinars are available to you as a recording at any time.




Watch the webinars

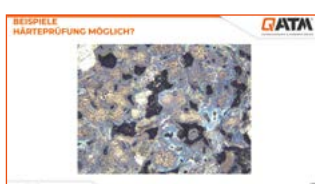
## VIDEOS - MATERIALOGRAPHY TO VIEW

Our YouTube channel offers a wide selection of illustrative QATM videos on all topics related to materialographic preparation.

- ! Practical tips & tricks.
- ! Information on new products.
- ! Ideas of consumables.
- ! Illustrative application aids.




Explore the videos



## OVERVIEW APPLICATIONS & INDUSTRIES

Get a quick overview of a wide range of application areas and industries. In our overview "Application & Industries" you will find detailed information on topics such as

- | Heat-treated materials
- | Geology and Mineralogy
- | Powder Metallurgy
- | Battery technology and many more.



## DATABASE OF PREPARATION METHODS

Benefit from our extensive selection of preparation methods in the database.

- | Detailed information on the processing of a wide variety of materials.
- | Monthly expansion by the "Preparation of the Month".
- | Inspiration and targeted solutions for individual tasks.



## QATM - PRODUCT NEWS

### Progress in cold mounting

#### QPOX 93 - TRANSPARENCY AND SECURITY FOR YOUR SAMPLES

QPREP Qpox 93 is a low-viscosity, crystal-clear, two-component cold mounting agent based on epoxy resin. It enables gap-free, transparent mountings and is ideal for routine samples as well as complex, filigree preparations. The low-bubble curing (8-12 hours), excellent adhesion and the absence of solvents, DETA and CMR substances ensure safe and reliable application - even for vacuum infiltration or target preparation of printed circuit boards.

Further information and order details on page 52

#### QPOX 96 RAPID - FAST RESULTS, HIGH QUALITY

With QPREP Qpox 96 Rapid, you have a fast-curing two-component epoxy resin at your disposal. The curing time of 2-4 hours and the low maximum curing temperature (<120°C) make the product ideal for heat-sensitive materials. Its very low viscosity, excellent adhesion and good transparency guarantee low-gap preparations - perfect for routine tasks, porous materials and the fast mounting of assembled printed circuit boards. Free from DETA and CMR substances for maximum user protection.

Further information and order details on page 54



General	
About us	3
General information	4
QATM worldwide	5
Your knowledge plus - always one step ahead	6-7
Expiration dates of consumables	166



### CONSUMABLES FOR CUTTING

Consumables for cutting		10-31
Precision cutting		12-17
Precision cut-off wheels		13-16
Silicon carbide precision cut-off wheels		13
Aluminum oxide precision cut-off wheels		14
Diamond precision cut-off wheels		15
CBN precision cut-off wheels		16
Saw blade cut-off wheel		17
Cutting		18-26
Cut-off wheels		19-26
Silicon carbide cut-off wheels		20
Aluminum oxide cut-off wheels		21-23
Fabric-reinforced Premium Aluminum oxide cut-off wheels		24
Premium Diamond cut-off wheels		25
Premium CBN cut-off wheels		26
Coolant and anti-corrosion agent		27-28
Accessories & tools		29
Filter systems		30-31



### CONSUMABLES FOR MOUNTING

Consumables for mounting		32-65
Mounting		34-65
Hot mounting		38-43
EPO BLACK hot mounting material		39
EPO-MAX hot mounting material		39
DUROPLAST BLACK hot mounting material		40
THERMOPLAST hot mounting material		40
BAKELIT BLACK hot mounting material		41
BAKELIT GREEN hot mounting material		41
BAKELIT RED hot mounting material		42
Accessories & tools for hot mounting		43
Cold mounting		45-55
KEM 15 PLUS cold mounting material		46
KEM 20 cold mounting material		46
KEM 30 cold mounting material		47
KEM 35 cold mounting material		48
Qprep SEM 5000 cold mounting material		49
KEM 60 cold mounting material		49
Qpox 90 cold mounting material		50
Qpox 92 cold mounting material		51
Qpox 93 cold mounting material		52
Qpox 94 cold mounting material		53
Qpox 96 Rapid cold mounting material		54
Vacuum infiltration and pressure device		55
UV mounting		58-60
Qprep UV 50 UV mounting material		59
Qprep UV 55 UV mounting material		60
Accessories & tools for cold and UV mounting		62
Cold and UV mounting moulds		63-65



### CONSUMABLES FOR GRINDING

Solution Boxes		66-69
Solution Boxes		68-69
Consumables for grinding		70-97
Grinding		72-97
Planar grinding stones		72-73
Diamond cup grinder		73
Grinding discs		74-82
Magnetic foil		75
GALAXY diamond grinding disc		76-77
POLARIS M diamond grinding disc		78

POLARIS H diamond grinding disc	79
QUASAR diamond grinding disc	80
VEGA diamond grinding disc	81
CONTERO fine grinding/lapping disc	82
Grinding papers and foils	84-95
Magnetic foil	85
GALAXY Quick-Tap	86
Silicon carbide grinding papers without adhesive/foil backing	87-88
GALAXY X-Tap	89
Silicon carbide grinding papers, self-adhesive	90-91
Zirconia alumina grinding papers, self-adhesive	92
Adhesive carrier disc	93
Silicon carbide grinding foils	94
Silicon carbide grinding paper with foil backing	95
Grinding papers for Qpol 30	96
Grinding belts for Qgrind 100	97



### CONSUMABLES FOR POLISHING

<b>Consumables for polishing</b>	<b>98-121</b>
Polishing	100-121
Diamond Suspension	100-105
Dia-COMPLETE Poly all-in-one diamond suspension	101
Dia-COMPLETE Mono all-in-one diamond suspension	102
Diamond suspension polycrystalline	103
Diamond suspension monocrystalline	104
Diamond suspension (alcohol-based/oil-based)	105
Spray nozzle	106
Dosing system for suspensions	106
Diamond spray and paste	107
Diamond lubricants	108
Fine polishing suspensions	109
Polishing cloths	110-119
Magnetic foil for GALAXY polishing cloths	112
GALAXY polishing cloths	113-115
GALAXY X-Tap	116
Polishing cloths, self-adhesive	117-119
Media carrier plate for Qpol 250 BOT	120
Filter inserts for settling tank	121
Filter cartridges for Qpol 300 BOT	121



### OTHER CONSUMABLES

<b>Consumables and accessories for geology and mineralogy</b>	<b>122-125</b>
Geology and mineralogy	124-125
<b>Consumables for etching and analyzing</b>	<b>126-135</b>
Etching	128-130
Analyzing	131-135



### CONSUMABLES FOR HARDNESS TESTING

<b>Consumables for hardness testing</b>	<b>136-163</b>
Hardness test blocks	138-161
Hardness test blocks Rockwell	139-145
Hardness test blocks Brinell	146-148
Hardness test blocks Vickers	149-156
Hardness test blocks Knoop	157-161
Indenters	162-163

### Disclaimer

- ! We reserve the right to affect technical changes as well as price adjustments due to technical progress. All listings in our price list are based on our General Terms for Delivery and Payment.
- ! This price list covers only the current versions of products.
- ! The images may show accessories which may not be part of the standard delivery scope.
- ! Our warranty period is product related.
- ! General Terms and Conditions: [www.qatm.com/terms](http://www.qatm.com/terms).
- ! All prices are FCA Mammelzen, QATM price list 2026/E, valid as of 1st January 2026





# Consumables for cutting



# Precision cutting

Precision cutting allows for cutting precisely adjacent to critical analysis areas and is particularly suitable for materials with highly complex properties. Precision cut-off wheels are significantly thinner than larger diameter cut-off wheels. With QPREP, you can choose from aluminum oxide, silicon carbide, diamond or CBN abrasives. The abrasives can be either electroplated, resin bonded, rubber bonded or bronze bonded. QPREP precision cut-off wheels are the ideal solution for cutting requirements with high surface quality and exact cutting accuracy.

## PRODUCT ADVANTAGES


- Minimal material loss due to thin cut-off wheel thickness
- Allows cutting closer to the desired surface
- Allows cutting of small, sensitive, and very brittle specimens

## RECOMMENDED APPLICATIONS

- Target and defect preparation
- Electronic component segmentation
- Preparing for thin sectioning specimens

## ARBOR SIZE AND WHEEL DIAMETER (MAX.) FOR QATM PRECISION CUT-OFF MACHINES

Cut-off machine	Arbor size	Wheel diameter (max.)
Qcut 150 A	12.7 mm	203 mm/8"
Qcut 200 A	12.7 mm	203 mm/8"



## Qprep Silicon carbide precision cut-off wheels

QPREP silicon carbide precision cut-off wheels offer the highest precision and surface finish when cutting complex components. Thanks to their tight manufacturing tolerances, they ensure a reliable and reproducible cutting process with a high degree of repeatability every time.



### PRODUCT ADVANTAGES

- | Excellent surface finish
- | High repeatability
- | Exact cutting precision

### RECOMMENDED APPLICATIONS

- | Optimal for cutting soft to medium-hard non-ferrous metals and alloys (e.g. copper, aluminum, and brass)
- | For preparation of demanding materials such as titanium and titanium alloys
- | Ensures precise cuts, ideal for accurate preparation of delicate components

Item No.	Unit	Description																																
<b>SILICON CARBIDE PRECISION CUT-OFF WHEELS</b>																																		
		<table border="1"> <thead> <tr> <th>Ø</th> <th>Thickness</th> <th>Arbor Size</th> <th>Bond</th> </tr> </thead> <tbody> <tr> <td colspan="4" style="text-align: center;">• for non-ferrous metals</td> </tr> <tr> <td>95017765</td> <td>5 Pcs.</td> <td>100 mm</td> <td>0.5 mm</td> <td>12.7 mm</td> <td>Resin</td> </tr> <tr> <td>95017766</td> <td>5 Pcs.</td> <td>150 mm</td> <td>0.8 mm</td> <td>12.7 mm</td> <td>Resin</td> </tr> <tr> <td>92004998</td> <td>5 Pcs.</td> <td>150 mm</td> <td>1 mm</td> <td>12.7 mm</td> <td>Resin</td> </tr> <tr> <td>92004155</td> <td>5 Pcs.</td> <td>200 mm</td> <td>1.5 mm</td> <td>12.7 mm</td> <td>Resin</td> </tr> </tbody> </table>	Ø	Thickness	Arbor Size	Bond	• for non-ferrous metals				95017765	5 Pcs.	100 mm	0.5 mm	12.7 mm	Resin	95017766	5 Pcs.	150 mm	0.8 mm	12.7 mm	Resin	92004998	5 Pcs.	150 mm	1 mm	12.7 mm	Resin	92004155	5 Pcs.	200 mm	1.5 mm	12.7 mm	Resin
Ø	Thickness	Arbor Size	Bond																															
• for non-ferrous metals																																		
95017765	5 Pcs.	100 mm	0.5 mm	12.7 mm	Resin																													
95017766	5 Pcs.	150 mm	0.8 mm	12.7 mm	Resin																													
92004998	5 Pcs.	150 mm	1 mm	12.7 mm	Resin																													
92004155	5 Pcs.	200 mm	1.5 mm	12.7 mm	Resin																													

## Notes

---

---

---

---

---

---

---

---

---

---

---

---

---

---

---

---

---

---

---

---

---

---

---

---

## Qprep Aluminum oxide precision cut-off wheels

For precision cutting of ferrous materials, QPREP Aluminum oxide precision cut-off wheels are the optimal choice. These cut-off wheels are available in two different grain types (fine and coarse). Coarse-grained cut-off wheels are ideal for fast and efficient cuts on low-hardness materials and produce a rougher surface. Fine-grained cut-off wheels are excellent for precise and smooth cuts on higher hardness materials, but with lower cutting speeds.



### PRODUCT ADVANTAGES

- ▮ The dense structure of the disc allows a longer lifetime
- ▮ Less wear and less heat between specimen and cut-off wheel

### RECOMMENDED APPLICATIONS

- ▮ Suitable for a wide range of materials, especially various steel samples
- ▮ Cutting of high alloy steel
- ▮ Cutting of nitrided steel
- ▮ Allows cutting through mounted samples

Item No.	Unit	Description				
<b>ALUMINUM OXIDE PRECISION CUT-OFF WHEELS</b>						
Ø	Thickness	Arbor Size	Grain size	Bond		
<b>Fine-grained</b>						
<ul style="list-style-type: none"> <li>• for universal application of materials of higher hardness</li> <li>• precise cuts and high surface quality</li> <li>• optimal for delicate samples and sensitive materials</li> </ul>						
92002643	5 Pcs.	100 mm	0.25 mm	12.7 mm	fine grid	rubber
92002645	5 Pcs.	100 mm	0.4 mm	12.7 mm	fine grid	rubber
92002644	5 Pcs.	125 mm	0.45 mm	12.7 mm	fine grid	rubber
92002769	5 Pcs.	150 mm	0.45 mm	12.7 mm	fine grid	rubber
95014126	5 Pcs.	200 mm	0.45 mm	12.7 mm	fine grid	rubber
<b>Coarse-grained</b>						
<ul style="list-style-type: none"> <li>• for universal use with lower hardness materials</li> <li>• ideal for rough geometries and mounted sample material</li> <li>• fast and efficient cuts</li> </ul>						
92002646	5 Pcs.	125 mm	0.8 mm	12.7 mm	coarse grid	rubber
92002770	5 Pcs.	150 mm	0.6 mm	12.7 mm	coarse grid	rubber
92002647	5 Pcs.	200 mm	0.8 mm	12.7 mm	coarse grid	rubber
92004159	5 Pcs.	150 mm	1 mm	12.7 mm	coarse grid	resin

## Notes

---



---



---



---



---



---



---

## Qprep Diamond precision cut-off wheels

For cutting hard materials, QPREP Diamond precision cut-off wheels are the optimal choice, as they cut materials such as ceramics without smearing. The diamonds edge area can be "dressed" to take full advantage of the cutting performance of the diamond particles again after a longer period of use.



### PRODUCT ADVANTAGES

- ▮ Diamond as abrasive enables cutting of hardest materials
- ▮ Separates hard material without smearing
- ▮ The dressing functionality of our QATM cut-off machines ensures that the diamonds edge area always maintain maximum cutting performance

### RECOMMENDED APPLICATIONS

- ▮ Dependence of diamond concentration on the toughness of the material
- ▮ The optimal choice of diamond concentration improves efficiency and lifespan of the cutting discs
- ▮ High concentrations (HC) are ideal for universal use, hard metals, carbides, and hard/soft composite materials
- ▮ Low concentrations (LC) are suitable for hard and brittle materials such as mineral samples, rock, glass, and ceramics

Item No.	Unit	Description					
<b>DIAMOND PRECISION CUT-OFF WHEELS</b>							
Ø	Thickness	Arbor Size	Grain size	Concentration	Bond		
<b>• for universal application and carbides</b>							
92002397	1 Pc.	75 mm	0.3 mm	12.7 mm	D181	HC	bronze
92002401	1 Pc.	100 mm	0.3 mm	12.7 mm	D181	HC	bronze
92002405	1 Pc.	125 mm	0.5 mm	12.7 mm	D213	HC	bronze
92002409	1 Pc.	150 mm	0.5 mm	12.7 mm	D213	HC	bronze
95016591	1 Pc.	175 mm	0.65 mm	12.7 mm	D213	HC	bronze
95004814	1 Pc.	200 mm	0.5 mm	12.7 mm	D213	HC	bronze
<b>• for glass, minerals, rock as well as brittle and hard ceramic materials</b>							
92002398	1 Pc.	75 mm	0.3 mm	12.7 mm	D181	LC	bronze
92002402	1 Pc.	100 mm	0.3 mm	12.7 mm	D181	LC	bronze
92002406	1 Pc.	125 mm	0.5 mm	12.7 mm	D213	LC	bronze
92002410	1 Pc.	150 mm	0.5 mm	12.7 mm	D213	Extra LC	bronze
95010518	1 Pc.	150 mm	0.5 mm	12.7 mm	D213	LC	bronze
95008773	1 Pc.	150 mm	0.5 mm	12.7 mm	D213	LC	resin
92006368	1 Pc.	200 mm	0.6 mm	12.7 mm	D213	LC	bronze
95015121	1 Pc.	200 mm	1.0 mm	12.7 mm	D151	LC	bronze
<b>• for assembled printed circuit boards and filigree component geometries</b>							
92002400	1 Pc.	75 mm	0.3 mm	12.7 mm	D91/107	HC	bronze
92002404	1 Pc.	100 mm	0.3 mm	12.7 mm	D91/107	HC	bronze
92002408	1 Pc.	125 mm	0.5 mm	12.7 mm	D91/107	HC	bronze
92002412	1 Pc.	150 mm	0.5 mm	12.7 mm	D91/107	HC	bronze
<b>• for mounted samples, composites, CFRP, GFRP and plastics</b>							
95012928	1 Pc.	200 mm	1.0 mm	12.7 mm	D64	LC	galvanic
95007077	1 Pc.	200 mm	1.2 mm	12.7 mm	D126	LC	galvanic

## Diamond grain conversion table

The table shows the conversion of the diamond grains according to the FEPA standard (Federation of European Producers of Abrasives) and indicates the grain sizes as ranges. The designation of the grain size results from the largest grain in micrometers + 1. The higher the number, the coarser the abrasive grain.

Grain size min.- max. [ $\mu\text{m}$ ]	180 - 212	150 - 180	120-150	106-125	90-106	75-90	53-63
FEPA D (Europe)	D213	D181	D151	D126	D107	D91	D64

### Qnote

**to diamond precision cut-off wheels:** Use the right bond depending on the material: Bronze bonds offer high stability as well as good heat dissipation and are suitable for abrasive materials and universal use. Resin bonds enable precise cuts on brittle samples such as glass or ceramics. Galvanic bonds ensure sharp and fast material removal through exposed diamonds. Also, pay attention to diamond concentration: HC (High Concentration) is ideal for carbides and composites, while LC (Low Concentration) is suitable for brittle materials such as mineral samples, rock, and glass. Extra LC is recommended for particularly brittle specimens and maximum cutting precision.



## Qprep CBN precision cut-off wheels

QPREP CBN precision cut-off wheels like the diamond precision cut-off wheels, are edged with a cubic boron nitride (CBN) abrasive in a bronze bond. The properties of CBN make it particularly suitable for composite and tough materials. Unlike other abrasives, CBN is not made of carbon, making it an optimal choice for specific applications.



### PRODUCT ADVANTAGES

- ! The best cutting performance when cutting soft and hard materials
- ! Separates hard material without smearing
- ! The dressing functionality of our QATM cut-off machines ensures that the CBN particles edge area always maintain the highest cutting performance

### RECOMMENDED APPLICATIONS

- ! Composites and materials with a combination of soft and hard materials
- ! Ductile materials
- ! Cutting hard ferrous materials

Item No.	Unit	Description	CBN PRECISION CUT-OFF WHEELS BOND: BRONZE		
			Ø	Thickness	Arbor Size
• for composites and rigid materials					
92002444	1 Pc.	125 mm	0.5 mm	12.7 mm	
92002445	1 Pc.	150 mm	0.65 mm	12.7 mm	
92002446	1 Pc.	175 mm	0.9 mm	12.7 mm	
92006419	1 Pc.	200 mm	0.5 mm	12.7 mm	



# Cutting

The process of cutting, specifically wet abrasive cutting, is essential for materialographic sectioning of samples. In this process, cut-off wheels of different material thicknesses, abrasive particles and bonds are used on a corresponding wet abrasive cutting machine. These bond types can be synthetic resin, rubber, or metal. For the abrasives, aluminum oxide, silicon carbide, diamond or CBN is used. These abrasive particles are enclosed in a bond matrix.

## PRODUCT ADVANTAGES

- | Low thermal influence on the specimen during the cutting process
- | Wet abrasive cutting achieves very fine surface finishes after cutting
- | Optimum cutting shortens the further preparation process

## RECOMMENDED APPLICATIONS

- | Separation of relevant inspection areas
- | Plane-parallel segmentation of semi-finished products and components
- | Investigation of geological and mineralogical samples

## ARBOR SIZE AND WHEEL DIAMETER (MAX.) FOR QATM CUT-OFF MACHINES

Cut-off machine	Arbor size	Wheel diameter (max.)
Brillant 230	32 mm	305 mm/12"
Qcut 250 M	32 mm	254 mm/10"
Qcut 250 A	32 mm	254 mm/10"
Qcut 350 A	32 mm	356 mm/14"
Qcut 400 A	32 mm	406 mm/16"
Qcut 500 A	32 mm	508 mm/20"
Qcut 600 A	32 mm	610 mm/24"
Qcut 600 BOT	32 mm	610 mm/24"

## Notes

---



---



---



---



---



---



---



---



---



---

**In materialography, the choice of cutting disc is crucial and depends on the hardness of the material, the bond of the cutting disc, and the abrasive used. The goal is to achieve high cutting quality, while maximizing the lifespan of the cutting disc.**

### HARD MATERIALS – SOFT BOND

Hard materials such as tool steels, highly alloyed steels, cemented carbides, or ceramics lead to strong abrasive wear. A soft bond ensures that worn particles break out quickly and new, sharp particles are released, guaranteeing consistent cutting performance. A hard bond, on the other hand, can lead to overheating and surface damage to the sample.

### MEDIUM-HARD MATERIALS – MEDIUM-HARD BOND

For materials such as structural, low-alloy and tempered steels, a medium bond offers the best compromise between cutting quality and disc lifespan. A bond that is too soft would wear the disc too quickly, while a bond that is too hard slows down the cutting process and can lead to deformation of the workpiece.

### SOFT MATERIALS – HARD BOND

Soft materials, such as aluminum and copper, exert little stress on the abrasive. A hard bond ensures that the abrasive particles remain in use for a long time, increasing the lifespan of the disc. A soft bond would lead to rapid particle loss and reduced cutting performance.

# Cut-off wheels

Significant properties for cut-off wheels are wear (i.e., abrasion resistance), long lifetime and cutting performance. Characteristics of the wheel composition are the abrasive used (aluminum oxide, silicon carbide, diamond, cubic boron nitride (CBN)) and the bond type (metal, resin or rubber). The goal of any cut-off is to separate the material with minimal deformation and the lowest possible temperature input. For a clean cut, the abrasive particles and bond type of the cut-off wheel should be matched to the material being cut.

QPREP cut-off wheels offer the optimal solution for a wide range of applications.

- | Achieve a fine cutting surface
- | Wide range of cut-off wheels for cutting all materials
- | The best cutting function fitting to the material
- | Low deformation and temperature during the cutting process
- | Very good cutting performance with long lifetime

## CUT-OFF WHEEL SELECTION ACCORDING TO MATERIAL HARDNESS

The color coding of the cut-off wheels enables quick, visual assignment and identification of the several types:

		Resin bonded	100	200	300	400	500	600	700	800	
Type description	NF-A	non-ferrous metals									
	Ti-A	ductile metals									
	FS-A	30 - 300 HV		soft, ferrous metals							
	Typ I	60 - 350 HV		soft to medium-soft, ferrous metals							
	FS-B	medium-soft, ferrous metals	200 - 450 HV								
	FS-FR	medium-soft to hard ferrous metals		250 - 600 HV							
	FS-C	medium-hard, ferrous metals		300 - 550 HV							
	Typ D	medium-hard to hard, ferrous metals		350 - 600 HV							
	FS-D	hard, ferrous metals		400 - 700 HV							
	Typ C	hard to very hard, ferrous metals		>600 HV							
FS-E	very hard, ferrous metals		>650 HV								
		Rubber bonded									
Type description	A	50 - 500 HV		Universal wheel, soft and hard metals, Superalloys							
	B	for high-speed steels, heat-treated steels, non-corrosive steels		400 - 700 HV							
		soft		medium-soft	medium-hard	hard		very hard			
HV		50 - 250		250 - 350	350 - 500	500 - 700		700 - 940			
HRC		<24		24 - 35	35 - 49	49 - 60		60 - 68			

## Notes

## Qprep Silicon Carbide cut-off wheels

Due to the lower hardness of silicon carbide particles compared to aluminum oxide particles, these cut-off wheels are the optimal choice for cutting soft as well as non-ferrous materials.



### PRODUCT ADVANTAGES

- Optimized cutting performance for non-ferrous metals and ductile metals
- Long lifetime and low wear of the cut-off wheel

### RECOMMENDED APPLICATIONS

- QPREP silicon carbide cut-off wheels **NF-A** is suitable for cutting soft (e.g., copper, aluminum, brass) and medium-hard non-ferrous metals and alloys (e.g., bronze, Monel, gunmetal, AlMn1Cu vs. AlMgSi0.5) as well as hard non-metallic materials (e.g., glass, stone).
- QPREP silicon carbide cut-off wheels **Ti-A** for cutting non-ferrous metals, Ti alloys (e.g., Ti6Al4V, Ti5Al2.5Sn), and refractory metals (e.g., molybdenum, tantalum, niobium)

Item No.	Unit	Description		
<b>SILICON CARBIDE CUT-OFF WHEELS</b>				
<b>BOND: RESIN</b>				
∅      Thickness Arbor Size				
<b>Type NF-A, Purple</b>				
• for non-ferrous metals (30-300 HV)				
95012531	10 Pcs.	250 mm	1.5 mm	32 mm
95012538	10 Pcs.	300 mm	2.0 mm	32 mm
95012545	10 Pcs.	350 mm	2.5 mm	32 mm
95012552	10 Pcs.	400 mm	3.0 mm	32 mm
95012566	5 Pcs.	500 mm	4.0 mm	32 mm
95012573	5 Pcs.	600 mm	4.5 mm	32 mm
<b>Type Ti-A, Pink</b>				
• for titanium and alloys, refractory metals (30-300 HV)				
92002417	10 Pcs.	230 mm	1.5 mm	32 mm
95012530	10 Pcs.	250 mm	1.5 mm	32 mm
95012537	10 Pcs.	300 mm	2.0 mm	32 mm
92002427	10 Pcs.	350 mm	2.5 mm	32 mm
92002428	10 Pcs.	400 mm	3.0 mm	32 mm
95018054	5 Pcs.	500 mm	4.0 mm	32 mm
95018055	5 Pcs.	600 mm	4.5 mm	32 mm

## Notes

---



---



---



---



---



---

## Qprep Aluminum Oxide cut-off wheels

QPREP Aluminum Oxide cut-off wheels cover a wide range of materials from 30 HV to >650 HV.



### PRODUCT ADVANTAGES

- | Wide range of application for various materials with different hardnesses
- | Long lifetime as well as low wear of the cut-off wheel
- | Premium abrasive particles enable the finest cutting surfaces, which shortens the following grinding steps
- | The synthetic resin bond allows dull abrasive particles to break out evenly during the cutting process
- | Long service life and low wear of the cutting disc

### RECOMMENDED APPLICATIONS

- | Cutting of all materials

Item No.	Unit	Description
<b>ALUMINUM OXIDE CUT-OFF WHEELS</b> <b>BOND: RESIN</b>		
<b>Ø      Thickness Arbor Size</b>		
<b>Type FS-A, Red</b> • for soft steel (30-300 HV), non-ferrous metals, polymer (e.g., PMMA, PEEK, PTFE) due to hard bonding		
95012529	10 Pcs.	250 mm    1.5 mm    32 mm
95012536	10 Pcs.	300 mm    2.0 mm    32 mm
95012543	10 Pcs.	350 mm    2.5 mm    32 mm
95012550	10 Pcs.	400 mm    3.0 mm    32 mm
95012564	5 Pcs.	500 mm    4.0 mm    32 mm
95012571	5 Pcs.	600 mm    4.5 mm    32 mm
<b>Type I</b> • ideal for cutting structural steel (e.g., S235JR, S355J2, C45) and cast materials (e.g., ductile iron, gray cast iron, cast steel) (60-350 HV)		
92006066	10 Pcs.	250 mm    1.6 mm    32 mm
92005863	10 Pcs.	300 mm    2.0 mm    32 mm
92005862	10 Pcs.	350 mm    2.5 mm    32 mm
92008504	10 Pcs.	400 mm    3.0 mm    32 mm
<b>Type FS-B, Orange</b> • for medium-soft steel (200-450 HV), e.g. unalloyed structural steels and low-alloy steels		
95012528	10 Pcs.	250 mm    1.5 mm    32 mm
95012535	10 Pcs.	300 mm    2.0 mm    32 mm
95012542	10 Pcs.	350 mm    2.5 mm    32 mm
95012549	10 Pcs.	400 mm    3.0 mm    32 mm
95012563	5 Pcs.	500 mm    4.0 mm    32 mm
95012570	5 Pcs.	600 mm    4.5 mm    32 mm



Item No.	Unit	Description		
<b>ALUMINUM OXIDE CUT-OFF WHEELS</b>				
<b>BOND: RESIN</b>				
		∅	Thickness	Arbor Size
<b>Type FS-C, Yellow</b>				
• for medium-hard steel (300-550 HV), case hardened, nitrided steels				
95012527	10 Pcs.	250 mm	1.5 mm	32 mm
95012534	10 Pcs.	300 mm	2.2 mm	32 mm
95012541	10 Pcs.	350 mm	2.2 mm	32 mm
95012548	10 Pcs.	400 mm	3.0 mm	32 mm
95012562	5 Pcs.	500 mm	4.0 mm	32 mm
95012569	5 Pcs.	600 mm	4.5 mm	32 mm
<b>Type D</b>				
• universally applicable for medium material hardness and case-hardened steels (350-600 HV), e.g., tempered steel 42CrMo4, CuSn8				
92001555	10 Pcs.	250 mm	1.5 mm	32 mm
92001559	10 Pcs.	300 mm	2.0 mm	32 mm
92001670	10 Pcs.	350 mm	2.0 mm	32 mm
92001784	10 Pcs.	400 mm	3.0 mm	32 mm
<b>Type FS-D, Green</b>				
• for hard steels (400-700 HV), annealed, carburised steels				
95012526	10 Pcs.	250 mm	1.5 mm	32 mm
95012533	10 Pcs.	300 mm	2.0 mm	32 mm
95012540	10 Pcs.	350 mm	2.5 mm	32 mm
95012547	10 Pcs.	400 mm	3.0 mm	32 mm
95012561	5 Pcs.	500 mm	4.0 mm	32 mm
95012568	5 Pcs.	600 mm	4.5 mm	32 mm
<b>Type C</b>				
• universally applicable for materials of high and very high hardness (>600 HV), e.g., martensitic stainless steels, WC-Co, carbide				
92001554	10 Pcs.	250 mm	1.5 mm	32 mm
92001558	10 Pcs.	300 mm	2.0 mm	32 mm
92001669	10 Pcs.	350 mm	2.0 mm	32 mm
92001783	10 Pcs.	400 mm	3.0 mm	32 mm
<b>Type FS-E, Blue</b>				
• for very hard steels (>650 HV), e.g., CrV, manganese steel				
95012525	10 Pcs.	250 mm	1.5 mm	32 mm
95012532	10 Pcs.	300 mm	2.0 mm	32 mm
95012539	10 Pcs.	350 mm	2.5 mm	32 mm
95012546	10 Pcs.	400 mm	3.0 mm	32 mm
95012560	5 Pcs.	500 mm	4.0 mm	32 mm
95012567	5 Pcs.	600 mm	4.5 mm	32 mm



# Qprep Fabric-reinforced Premium Aluminum Oxide cut-off wheels

Our QPREP Premium FS-FR fabric-reinforced Aluminum Oxide cut-off wheels have been specially developed for cutting medium-soft to hard steels in the range of 250 to 600 HV. The fabric reinforcement ensures a particularly high level of stability and thus makes the wheels ideal for use in manual cutting. At the same time, the fabric reinforcement reduces wear by more than 30%, which enables a significantly longer service life. In addition, the wheels impress with excellent cutting quality with high plane parallelism, thus ensuring clean, precise and reproducible results.



### PRODUCT ADVANTAGES

- | Fabric reinforcement ensures maximum stability during the separation process
- | Ideally suited for manual use
- | Reduced wear by over 30%
- | Precise, clean cutting quality with high plane parallelism
- | Reproducible results due to constant cutting performance

### RECOMMENDED APPLICATIONS

- | For cutting medium-soft to hard steels (250-600 HV)
- | Particularly suitable for manual cutting

Item No.	Unit	Description		
<b>FABRIC-REINFORCED PREMIUM ALUMINUM OXIDE CUT-OFF WHEELS, BOND: RESIN</b>				
		<b>Ø</b>	<b>Thickness</b>	<b>Arbor Size</b>
Type FS-FR, fabric-reinforced • for medium-soft to hard steels (250-600 HV) • > 30% wear reduction • ideal for manual cutting				
95017540	10 Pcs.	250 mm	1.5 mm	32 mm
95017541	10 Pcs.	300 mm	2.0 mm	32 mm
95017542	10 Pcs.	350 mm	2.5 mm	32 mm
95017543	10 Pcs.	400 mm	2.0 mm	32 mm

## Notes

---

---

---

---

---

---

---

---

---

---

---

---

---

---

---

---

---

---

---

---

## Qprep Premium Diamond cut-off wheels

QPREP Premium Diamond cut-off wheels are used for hard materials (ceramics, glass fiber reinforced plastics, minerals and rocks, glass or similar). There are two different bond variants to choose from: metallic, in which the diamonds are usually bound in a bronze bond, or the bond with synthetic resin.



### PRODUCT ADVANTAGES

- | Two different bond types (bronze and resin) for a wide range of applications.
- | The dressing functionality of our QATM cut-off machines ensures that the diamonds edge area always maintain maximum cutting performance
- | Long lifetime as well as low wear of the cut-off wheel

### RECOMMENDED APPLICATIONS

- | Cutting ceramic materials ( $Al_2O_3$ , YS-ZrO<sub>2</sub>, B<sub>4</sub>C) and (hard) composite materials (WC-Co, CMC, and MMC) with bronze-bonded diamond precision cut-off wheels
- | Cutting hard and brittle materials (hard metals, BN, Al<sub>2</sub>O<sub>3</sub> ceramics) with resin-bonded diamond cut-off wheels
- | Cutting brittle coating surfaces (hard metal tools with titanium nitride, DLC-coated components, ZrO<sub>2</sub>-coated turbine blades)
- | High concentrations (HC) ideal for universal use, hard metals, and hard/soft composite materials
- | Low concentrations (LC) for hard and brittle materials such as mineral samples, rock, glass, and ceramics

Item No.	Unit	Description
----------	------	-------------

### PREMIUM DIAMOND CUT-OFF WHEELS BOND: BRONZE

Ø	Thickness	Arbor Size	Grain size	Concentration
---	-----------	------------	------------	---------------

#### • for ceramic materials

92002452	1 Pc.	250 mm	1.2 mm	32 mm	D181	LC
92002453	1 Pc.	300 mm	1.6 mm	32 mm	D181	LC
95003433	1 Pc.	350 mm	1.6 mm	32 mm	D181	LC
92008751	1 Pc.	400 mm	2.4 mm	32 mm	D181/213	LC

#### • for composite materials (hard/soft combinations)

95002102	1 Pc.	250 mm	1.3 mm	32 mm	D126/151	HC
92004719	1 Pc.	300 mm	1.3 mm	32 mm	D126/151	HC
92008619	1 Pc.	350 mm	1.3 mm	32 mm	D126/151	HC
95006793	1 Pc.	400 mm	1.3 mm	32 mm	D126/151	HC

other diameters on request

### PREMIUM DIAMOND CUT-OFF WHEELS BOND: RESIN

Ø	Thickness	Arbor Size	Grain size	Concentration
---	-----------	------------	------------	---------------

#### • for hard metals, for materials with high hardness (>700 HV)

92002451	1 Pc.	250 mm	1.2 mm	32 mm	D126/151	HC
92002454	1 Pc.	300 mm	1.6 mm	32 mm	D126	HC
95003049	1 Pc.	350 mm	1.6 mm	32 mm	D126	HC
95010131	1 Pc.	400 mm	1.6 mm	32 mm	D126	HC

other diameters on request



## Qprep Coolant and anti-corrosion agent

Optimum cooling is essential during cutting. Excessive heat generation during the cutting process damages the specimen as well as the cutting wheel. QPREP coolant and anti-corrosion agent help to dissipate the heat and remove chips at the cutting point. A corrosion inhibitor must be added to the coolant, otherwise there is a risk of oxidation on the cut-off surface of the specimen as well as on machine components.



### PRODUCT ADVANTAGES

- | QPREP coolant and anti-corrosion agent are suitable for all types of cut-off machines
- | QPREP ATM CoolCut is known for its environmentally and user-friendly handling
- | QPREP coolant and anti-corrosion agent minimize the risk of thermal damage and corrosion during the cutting process

### RECOMMENDED APPLICATIONS

- | Cutting additive for all and especially corrosive sensitive materials
- | When cutting coated samples that have been coated in a salt bath, the QPREP Defoamer should be used
- | For cutting polymers and composites, the use of the QPREP coolant and anti-corrosion agent for plastics and composites is recommended
- | QPREP ATM-CoolAdd CU is an additive to the cooling lubricant for specific requirements when cutting specific materials

Item No.	Unit	Description
<b>ATM-COOLCUT, ENVIRONMENT- AND USER-FRIENDLY</b>		
<b>Mixing ratio 1:25 (4%) - 1:17 (6%) / refractometer: 2.0%/°Bx</b>		
<ul style="list-style-type: none"> <li>• for steel, cast iron, light and non-ferrous metal, glass and ceramics, composites</li> <li>• free of oil, boron, nitride and formaldehyde</li> <li>• optimized anti-corrosion protection and cutting properties</li> </ul>		
95004145	1 l	ATM-CoolCut, concentrate
95004146	5 l	ATM-CoolCut, concentrate
95004147	10 l	ATM-CoolCut, concentrate
<b>ANTI CORROSION COOLANT FOR POLYMERS AND COMPOSITES</b>		
<b>Mixing ratio: 1:66 (1.5%) - 1:33 (3%) / refractometer: 2.4%/°Bx</b>		
<ul style="list-style-type: none"> <li>• optimized for polymers and composites</li> <li>• free of nitride and oil</li> <li>• also suitable for steels, non-ferrous metals, ceramics and glasses</li> </ul>		
95007864	1 l	Concentrate
<b>ANTI CORROSION COOLANT, STANDARD</b>		
<b>Mixing ratio 1:35 / refractometer: 1.4%/°Bx</b>		
<ul style="list-style-type: none"> <li>• for steel, cast iron, non-ferrous metal</li> </ul>		
95014280	1 l	Concentrate
95014281	5 l	Concentrate
95014282	10 l	Concentrate

Item No.	Unit	Description
<b>COOLING AGENT ADDITIVES</b>		
<b>ATM-CoolAdd CU</b>		
95008731	1 l	ATM-CoolAdd CU, additive for Cu/non-ferrous metal processing. Use concentration in water-mixed coolant and anti-corrosion agent approx. 0.05 - 0.2% <ul style="list-style-type: none"> <li>• reduces heavy metal ions concentration, protects surfaces, promotes filterability</li> <li>• supports machine functionality</li> </ul>
<b>Defoaming agent</b>		
95014584	200 ml	Defoaming agent, additive for water-based coolants Mixing concentration in aqueous coolant approx. 0.005 - 0.05%
95014583	1 l	Defoaming agent, additive for water-based coolants Mixing concentration in aqueous coolant approx. 0.005 - 0.05%
<b>ATM-PreClean</b>		
92006502	1 kg	ATM-PreClean, cleaning concentrate/system cleaner for circulating cooling units and cutting machines

## Notes

---

---

---

---

---

---

---

---

---

---

---

---

---

---

---

---

---

---

---

---

---

---

---

---

## Qprep Accessories & Tools

For inspection as well as effective working with QPREP cut-off wheels and QPREP cooling and anti-corrosion agents, QATM offers accessories & tools.



Item No.	Unit	Description
<b>ACCESSORIES FOR MAINTENANCE AND CARE OF COOLANTS</b>		
<b>Maintenance and testing set</b>		
95007866	1 Set	Maintenance and testing set for anti-corrosion coolant (case with handheld refractometer, plastic cup for extraction of sample, test strips, thermometer)
<b>Accessories for maintenance and testing set</b>		
92005616	100 Pcs.	pH test strips
92005613	100 Pcs.	Nitrate test strips
92005614	100 Pcs.	Nitrite test strips
95007865	100 Pcs.	Water hardness test strips



<b>ACCESSORIES FOR MAINTENANCE AND CARE OF CUT-OFF MACHINES</b>		
<b>Corrosion protection- and care spray</b>		
95016408	400 ml	Corrosion protection- and care spray, fully synthetical, silicon-free corrosion protection oil, for metal surfaces (e.g. clamping vices)
<b>Anti-fog spray</b>		
95008900	100 ml	Anti-fog spray (prevents steaming up the viewing window by splash water)



<b>ACCESSORIES FOR CUT-OFF WHEELS</b>		
<b>Dressing stone</b>		
92002460	1 Pc.	Dressing stone for diamond cut-off wheels, CBN cut-off wheels and cup wheels

### Notes

---

---

---

---

---

---

---

---

---

---

---

---

---

---

---

---

---

---

---

---

---

---

---

---

---

---

## Qprep Filter systems

During cutting, various residual materials are produced from the specimen (chips) and from the cut-off wheel (wear/tear). To prevent these residual materials from entering the cooling water / waste water system or the pump mechanism, the use of filter systems is required. A suitable filter system with the correct mesh size, filter material and dimension has a significant influence on the cleanliness of the coolant.



### PRODUCT ADVANTAGES

- | Various QPREP filter systems for different cut-off machines, from precision machines to floor standing machines.
- | QPREP filter systems protect the cutting machine and thus increase its lifetime.
- | The different mesh sizes of the filters offer an application-oriented selection of the appropriate filter system for the corresponding recirculating cooling unit.

### RECOMMENDED APPLICATIONS

- | The use of a filter system keeps the coolant significantly longer clean and prevents damage to the pump and machine.

Item No.	Unit	Description		
<b>FILTER INSERTS</b>				
			<b>Dimensions (WxHxD)</b>	<b>Mesh size</b>
<b>Filter inserts for recirculation cooling system for floor-standing cut-off machines, 140 Ltr. (for Brillant 255 / Qcut 400 A (Brillant 265) / Brillant 270 / Qcut 500 A (Brillant 275) / Brillant 280)</b>				
95017301	5 Pcs.	Filter cloth and fleece	490 x 290 x 190 mm	60 µm
95017302	5 Pcs.	Filter cloth and fleece	490 x 290 x 190 mm	100 µm
95017303	5 Pcs.	Filter cloth	490 x 290 x 190 mm	800 µm
<b>Filter inserts for recirculation cooling system for benchtop cut-off machines, 45 Ltr. (until year of construction 2012)</b>				
95017304	5 Pcs.	Filter cloth and fleece	290 x 150 x 190 mm	60 µm
95017305	5 Pcs.	Filter cloth and fleece	290 x 150 x 190 mm	100 µm
95017306	5 Pcs.	Filter cloth	290 x 150 x 190 mm	800 µm
<b>Filter inserts for recirculation cooling system for benchtop cut-off machines, 45 Ltr. (from year of construction 2013)</b>				
95017307	5 Pcs.	Filter cloth and fleece	250 x 200 x 155 mm	60 µm
95017308	5 Pcs.	Filter cloth and fleece	250 x 200 x 155 mm	100 µm
95017309	5 Pcs.	Filter cloth	250 x 200 x 155 mm	800 µm
<b>FILTER BASKET</b>				
			<b>Dimensions (WxHxD)</b>	
<b>Hanging basket made of stainless steel for the collection of the chip abrasion</b>				
• can be hooked into 45 liter recirculating cooling unit				
Z5800008	1 Pc.	Filter Basket	140 x 80 x 200 mm	



Item No.	Unit	Description	Length x Width	Flow rate
<b>FILTER FLEECE FOR BELT FILTER SYSTEMS</b>				
<b>for belt filter system BFA 285</b>				
92008780	1 Pc.	Filter fleece roll	100 m x 710 mm	25 g/qm
95017825	1 Pc.	Filter fleece roll	100 m x 710 mm	20 g/qm
95017826	1 Pc.	Filter fleece roll	100 m x 750 mm	20 g/qm
95017827	1 Pc.	Filter fleece roll	100 m x 800 mm	20 g/qm
<b>for belt filter system BFA 100/130</b>				
95001696	1 Pc.	Filter fleece roll	100 m x 420 mm	25 g/qm

other sizes on request

<b>FILTER FLEECE MAT FOR RECIRCULATION COOLING SYSTEMS</b>				
<b>Length x Width</b>				
<b>for Qcut 600 A (Brillant 285)</b>				
95016231	5 Pcs.	Filter fleece mat	724 x 720 mm	
<b>for recirculation cooling system 15 Ltr. (Qcut 150 A/M)</b>				
95017314	5 Pcs.	Filter fleece mat	235 x 148 mm	

## Notes

---

---

---

---

---

---

---

---

---

---

---

---

---

---

---

---

---

---

---

---

---

---

---

---

---

---





# Consumables for mounting



# Mounting

Mounting is a process used to prepare specimens for materialographic preparation and analysis. The sample to be examined is encapsulated in a solid or liquid mounting compound. After curing, the mounting compound forms a protective shell around the sample. This allows for easier handling of fragile specimens, transforms multiple specimens of different geometries into uniform shapes of the same dimensions, and provides better edge retention of the specimens.

Depending on the laboratory facilities and the requirements of the resin, different mounting methods can be used. There are hot mounting, cold mounting, and light-induced mounting.

## WHEN IS MOUNTING ABSOLUTELY NECESSARY?

- | For unwieldy samples with small or complicated dimensions
- | For delicate sample material, e.g., soft, brittle, fragile, porous, filigree
- | For simultaneous automatic preparation of larger sample quantities
- | For the protection and examination of edge zones with coatings such as nitriding, hard coatings, plasma spray, or paint layers
- | For further processing with semi- or fully automatic grinding and polishing devices, guiding in sample holders of necessary consistent size, i.e., the sample diameter is set.

Generally, samples are mounted after cutting. However, for additional protection, components can also be mounted before the cutting operation. The criteria for choosing hot, cold, or UV mounting in relation to the mounting medium include hardness, abrasion resistance, shrinkage, mounting behavior (e.g., viscosity behavior), and chemical resistance. Additionally, process-related parameters such as mounting duration, sample throughput, and simplicity of the mounting process must be compatible with sample material-dependent parameters such as temperature, pressure, UV resistance, number of samples, size and geometry, porosity, and the analysis objective.

## 5 questions for choosing the right mounting method and the right mounting material

- 1 Is my component sensitive to pressure or temperature?
- 2 How hard is my material?
- 3 How complex is the geometry of my sample?
- 4 How much time and effort can I invest?
- 5 What are the quality requirements for the preparation?



# Selection of the mounting method

## Hot mounting



- Hot mounting is carried out in hot mounting presses at high pressures and temperatures.
- Thermosetting mounting materials for high hardness and thermoplastic mounting materials for transparent mountings are available as hot mounting materials.
- Hot mounting provides the best edge retention and planarity and is ideal for wet chemical etching.
- QPREP cold mounting materials are suitable for heat- or pressure-sensitive samples.

## Cold mounting



- Cold mounting uses chemical reactions to cure the mounting material, with acrylic resins, epoxy resins, and polyester resins available.
- The selection is based on properties such as reaction time, removal rate, and hardness.
- Cold mounting can be used for a variety of sample materials and shapes in various sizes.

## UV mounting



- UV mounting materials consist of filler-free modified acrylic resins.
- They are cured under UV irradiation within a narrow wavelength range and require specially designed equipment.
- The UV initiators present in the resin absorb UV radiation for the initiation of the reaction.
- UV mounting is the fastest method without the need for high pressures or external heat.
- The 1-component systems used do not require mixing, result in transparent mountings, and enable safe work in the laboratory.

## Hot mounting material

High quality and plane parallel mounting

### Qprep BAKELIT BLACK / RED / GREEN

- For standardized routine mounting of soft to medium-hard materials

### Qprep THERMOPLAST

- For transparency and target preparation of soft materials

### Qprep EPO Black / EPO-Max

- For particularly hard, corrosion and wear-resistant materials and outstanding edge retention

## Cold mounting material

For hard coatings and surfaces

Polyester resin:

### Qprep KEM 15 Plus

- For optimal edge retention and lowest shrinkage, fast curing (25 minutes)

## Cold mounting material

For best adhesion and transparency

Epoxy resins:

### Qpox 90

- For low curing temperatures and low viscosity (35°C at RT)

### Qpox 92

- For maximum transparency and hardness (glass clear, 81 Shore D)

### Qpox 93

- For routine applications, non-toxic, CMR-free (8-12 h at RT)

### Qpox 94

- For low curing times and same day preparation (9 h at RT / 3 h at 45°C)

### Qpox 96 Rapid

- For ultra-fast curing times with the consistent and good quality (2-4 h at RT)

## UV mounting material

For high sample throughput

UV resins:

### Qprep UV 50

- For fast & safe mounting in ~60 seconds
- User-friendly, no mixing required!

### Qprep UV 55

- For transparent and low gap mounting in ~10 minutes
- User-friendly, no mixing required!

## Additional cold mounting material for routine analysis

Methacrylic resins:

### KEM 20

- For transparent mounting

### KEM 30

- For fast mounting (5 minutes)

### KEM 35

- For hard materials (87 Shore D)

### KEM 60

- Universal application



## General Information on Mounting

To avoid the formation of edge gaps between the sample material and the mounting medium, several parameters must be considered:

- I Sample geometry
- I Arrangement of the samples in the mounting mould
- I Preparation of the sample (degreasing, cleaning)
- I Thermal conductivity (and mass) of the sample material:  
The risk of gap formation increases the faster the mounting material cools (special caution with filler-free systems and methacrylates).

### SAMPLE GEOMETRY


Both the sample geometry and the arrangement of the samples or the distances of the samples to the mounting mould can lead to different results.

Too small distances between the individual samples or to the edge of the mould can cause gap formation and promote crack formation (a distance of about 2-3 mm should be maintained).

### Geometry



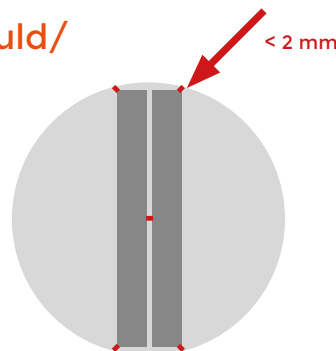
SIMPLE



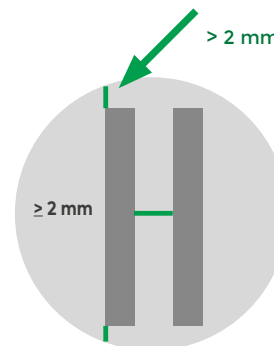
DEMANDING

### Distance

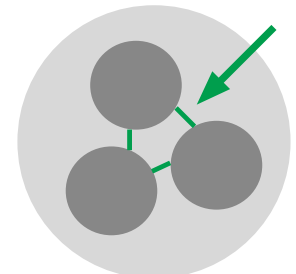
Sample-Mounting mould/  
Sample-Sample



WRONG



CORRECT

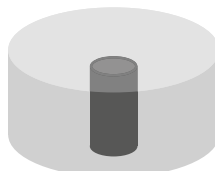


### Optimizing process time

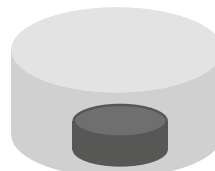
The heating and cooling times during hot mounting are limited by the low thermal conductivity of the mounting materials. To shorten the process time, the heat path through the resin should be minimized, and maximum thermal conductivity to the sample should be ensured. For metallic samples, the times can be significantly reduced by optimizing the amount of mounting material, choosing the smallest mounting diameter, using the correct sample dimensions, and maximizing the contact area with the press cylinder.



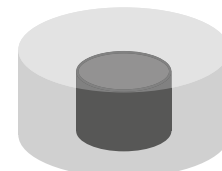
BAD



BAD



BAD

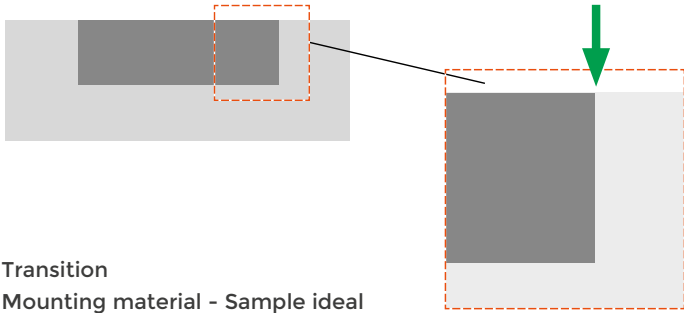


GOOD

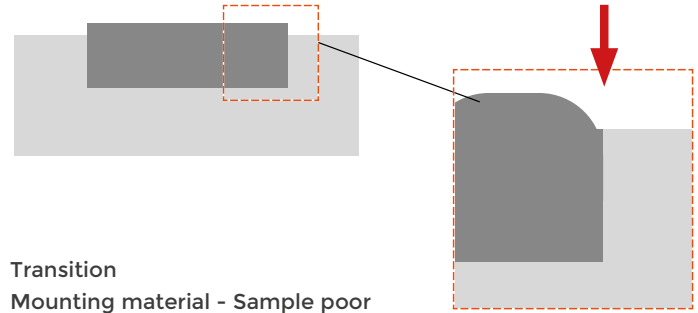
## Hardness of mounting material

For a sharp-edged preparation and protected edge areas, it is absolutely critical to consider the correct hardness of the mounting material.

Equal hardness for sample and mounting material

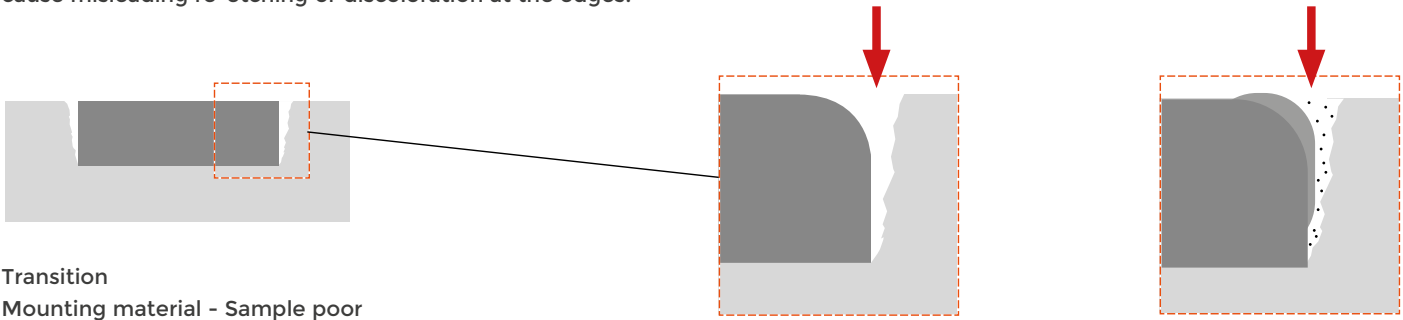


Different hardness for sample and mounting material



## Gap-formation

The mounting should be as gap-free as possible. Edge gaps and rounded edges pose the risk of carrying over dirt and grinding or polishing particles, which can deteriorate the preparation result. Additionally, flowing etching agents or cleaning alcohol can often cause misleading re-etching or discoloration at the edges.



## Notes

---



---



---



---



---



---



---



---



---

# Hot mounting

Hot mounting is a process that involves compressing materialographic specimens in ground resin granules in a plane-parallel manner with the aid of a closed cylinder.

The hot mounting technique ensures high edge retention, provides an optimal edge protection. Due to the gap-free adhesion to the specimen surface it is particularly suitable for wet chemical etching after Polishing. With the Qpress 50 hot mounting press, even higher specimen throughputs can be efficiently hot mounted due to its modular design. For heat- or pressure-sensitive specimens, we recommend mounting using QPREP cold mounting media.

QPREP hot mounting materials are specifically chosen plastic granules consists of various base polymers.



## BENEFITS

- | Good edge retention
- | High degree of hardness of the mounting material
- | High plane parallelism
- | Easy sample marking by engraving or labelling

## PROPERTIES OF HOT MOUNTING MATERIALS

Mounting material	Recommended Application	Basis/ Filler	Hardness (Shore D)	Removal rate (grindability)
EPO BLACK	High edge retention, edge examination, medium-hard to hard materials	Epoxy resin/ mineral and glass fibre	93	very low
EPO-MAX	High edge retention, edge examination, medium-hard to hard materials, easy cleaning of mould and ram due to low adhesion	Epoxy resin/mineral	93	very low
DUROPLAST BLACK	Conductive, SEM-analysis, electrolytic polishing	Phenolic resin/ graphite	89	medium
THERMOPLAST	Transparent mounting, targeted preparation, good for padding, marking	Acrylic resin	86	medium
BAKELIT BLACK	Routine work, soft to medium-hard materials, good for padding	Phenolic resin/ wood flour and graphite	90	medium
BAKELIT GREEN	Routine work, soft to medium-hard materials, good for padding	Phenolic resin/ wood flour	90	medium
BAKELIT RED	Routine work, soft to medium-hard materials, good for padding	Phenolic resin/ wood flour	90	medium

## Notes

---



---



---



---



---

## Qprep EPO BLACK

QPREP EPO BLACK is a fine granular, epoxy resin based thermosetting hot mounting material.



**LABEL FREE**

### PRODUCT ADVANTAGES

- | Very low gap formation
- | High edge retention and plane parallelism
- | Contains a high filler content of glass and minerals for good machinability
- | Hardness (Shore D): 93
- | Removal rate: Very low

### RECOMMENDED APPLICATIONS

- | Routine applications
- | Edge examination
- | Mounting of medium-hard to hard materials



Item No.	Unit	Description
<b>HOT MOUNTING MATERIAL EPO BLACK</b>		
95011990	1 kg	EPO BLACK
95011991	5 kg	EPO BLACK
95011992	10 kg	EPO BLACK

## Qprep EPO-MAX

QPREP EPO MAX is an epoxy resin compound for hot mounting with high edge retention. It is optimized for low adhesion on mould and ram surfaces. **EPO-MAX is currently our fastest hot mounting material!**



**FASTEST HOT MOUNTING MATERIAL**

### PRODUCT ADVANTAGES

- | Very low gap formation
- | High edge retention and plane-parallelism
- | Easy Cleaning of mould and ram due to low adhesion
- | Contains high contents of mineral filler
- | Hardness (Shore D): 93
- | Removal rate: Very low

### RECOMMENDED APPLICATIONS

- | Edge examinations
- | Mounting of medium-hard to hard materials



Item No.	Unit	Description
<b>HOT MOUNTING MATERIAL EPO-MAX</b>		
95013811	1 kg	EPO-MAX
95013812	5 kg	EPO-MAX
95013813	10 kg	EPO-MAX

## Qprep DUROPLAST BLACK

QPREP DUROPLAST BLACK is an electrically conductive hot mounting material. It is suitable for SEM examinations and electrolytic polishing.



### PRODUCT ADVANTAGES

- | Electroconductive
- | Contains graphite particles
- | Hardness (Shore D): 89
- | Removal rate: Medium

### RECOMMENDED APPLICATIONS

- | Scanning electron microscopy
- | Electrolytic polishing



Item No.	Unit	Description
<b>HOT MOUNTING MATERIAL DUROPLAST BLACK</b>		
95011993	1 kg	DUROPLAST BLACK
95011994	5 kg	DUROPLAST BLACK
95011995	10 kg	DUROPLAST BLACK

## Qprep THERMOPLAST

QPREP THERMOPLAST is a highly transparent hot mounting material consisting of acrylic resin.



### PRODUCT ADVANTAGES

- | High transparency
- | Suitable for filling up and marking
- | Hardness (Shore D): 86
- | Removal rate: Medium

### RECOMMENDED APPLICATIONS

- | Transparent mounting
- | Ideal for target preparations and sensitive specimen
- | Mounting of complex geometries and bulk solid materials



Item No.	Unit	Description
<b>HOT MOUNTING MATERIAL THERMOPLAST</b>		
95011996	1 kg	THERMOPLAST
95011997	5 kg	THERMOPLAST
95011998	10 kg	THERMOPLAST

## Qprep BAKELIT BLACK

QPREP BAKELIT BLACK is an all-purpose hot mounting material. It is suitable for general materialographic applications.



### PRODUCT ADVANTAGES

- | Very convenient for filling in combination with other hot mounting material
- | Contains wood flour and graphite
- | Hardness (Shore D): 90
- | Removal rate: Medium

### RECOMMENDED APPLICATIONS

- | Routine mountings
- | Core structure examinations
- | Mounting of soft to medium-hard materials

Item No.	Unit	Description
<b>HOT MOUNTING MATERIAL BAKELIT BLACK</b>		
95011981	1 kg	BAKELIT BLACK
95011982	5 kg	BAKELIT BLACK
95011983	10 kg	BAKELIT BLACK



## Qprep BAKELIT GREEN

QPREP BAKELIT GREEN is an all-purpose hot mounting material. It is suitable for general materialographic applications.



### PRODUCT ADVANTAGES

- | Very convenient for filling in combination with other hot mounting material
- | Suitable for color coding
- | Contains wood flour
- | Hardness (Shore D): 90
- | Removal rate: Medium

### RECOMMENDED APPLICATIONS

- | Routine mountings
- | Core structure examinations
- | Mounting of soft to medium-hard materials

Item No.	Unit	Description
<b>HOT MOUNTING MATERIAL BAKELIT GREEN</b>		
95011987	1 kg	BAKELIT GREEN
95011988	5 kg	BAKELIT GREEN
95011989	10 kg	BAKELIT GREEN



# Qprep BAKELIT RED

QPREP BAKELIT RED is an all-purpose hot mounting material. It is suitable for general materialographic applications.



### PRODUCT ADVANTAGES

- | Very convenient for filling in combination with other hot mounting material
- | Suitable for color coding
- | Contains wood flour
- | Hardness (Shore D): 90
- | Removal rate: Medium

### RECOMMENDED APPLICATIONS

- | Routine mountings
- | Core structure examinations
- | Mounting of soft to medium-hard materials



Item No.	Unit	Description
<b>HOT MOUNTING MATERIAL BAKELIT RED</b>		
95011984	1 kg	BAKELIT RED
95011985	5 kg	BAKELIT RED
95011986	10 kg	BAKELIT RED

## Notes

---

---

---

---

---

---

---

---

---

---

---

---

---

---

---

---

---

---

---

---

---

---

---

---

## Qprep Accessories & tools for hot mounting

Depending on the shape of the specimen to be mounted, the chosen hot mounting material, and the objectives of the materialographic preparation QPREP's wide range of accessories and tools ensures the best possible analysis results.



- | Anti-stick silicone paste and spray to protect the mould and ram surfaces
- | Various clamps for aligning specimens with complex geometries
- | Funnel for clean and loss-free filling of the mounting resin into the press mould.

Item No.	Unit	Description
----------	------	-------------

### ACCESSORIES FOR HOT MOUNTING

92002660	90 ml	Silicon paste, anti-stick agent
92002661	200 ml	Silicon spray, anti-stick agent
92004441	1 Pc.	Brass brush for cleaning of hot mounting press
95017752	1 Pc.	Flat brush, size 20, for cleaning the hot mounting press
95017753	1 Pc.	Pointed angled tweezers, 160 mm, for positioning small samples
92002658	1 Pc.	Funnel for hot mounting material
92002715	1 Pc.	Square bottle with screw-top for approx. 1 ltr. mounting material
92002657	100 Pcs.	Angle adapter for angled polishing, 10°
92001716	10 Pcs.	Dosing spoon for hot and cold mounting material, 13 ml



### CLIP FOR ALIGNING THIN SAMPLES IN MOULD

92002662	100 Pcs.	Steel
92002663	100 Pcs.	Plastic, transparent
92002707	100 Pcs.	Plastic, black
92002708	100 Pcs.	Plastic, red
92002709	100 Pcs.	Plastic, grey



### ACCESSORIES FOR HOT MOUNTING PRESSES

#### • for Hot Mounting Press Qpress 40

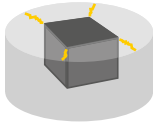
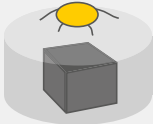
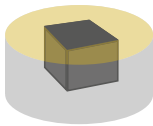

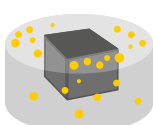
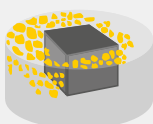


95017793	10 Pcs.	Vacuum cleaner bags for Qpress 40 vacuum cleaner
95017797	1 Pc.	HEPA fine dust filter for Qpress 40 vacuum cleaner
95016887	3 Pcs.	Descaling tablets

#### • for Hot Mounting Press Qpress 50

95014506	1 Pc.	Filter mat, 230 x 230 mm
95014507	1 Pc.	Particle filter, 250 x 250 x 190 mm, seal on both sides
95016887	3 Pcs.	Descaling tablets

# Qnote TIPS & TRICKS FOR HOT MOUNTING MATERIALS



Problem	Cause	Solution
<b>EDGE CRACKS</b> 	Sharp-edged sample or sample mounted too close to the edge	Round off edges if possible, mount sample at least 3 mm from the edge For epoxy resins: Replace EPO-Max with EPO BLACK
<b>BULGES/ BUBBLE FORMATION</b> 	Cooling time too short Cooling intensity too low Thermal decomposition of the mounting material (internal bubble formation)	Extend cooling time Increase cooling intensity Check cooling water supply Significantly lower target temperature
<b>DULL SURFACE</b> 	Heating/curing time too short	Increase heating time
<b>GAP BETWEEN SAMPLE AND MOUNTING MATERIAL</b> 	Incorrect mounting material Sample too big Sample not cleaned	Use mounting material with lower shrinkage/better adhesion If possible, separate the sample Increase the pressing pressure Clean and degrease the sample Clean the mould
<b>POROSITY</b> 	Temperature too high Not enough mounting material Humidity in mounting material	Lower the heating temperature Increase the amount of mounting material Dry the mounting material at elevated temperatures
<b>INDIVIDUAL GRAINS VISIBLE IN THE MOUNT</b> <i>(THERMOSETS)</i> 	Curing of the mounting material without (sufficient) pressure Curing before applying pressure	Increase the pressure during heating Shorten the pressureless heating phase
<b>INTERNAL CRACKS</b> <i>(THERMOPLAST)</i> 	Heating time too short Cooling intensity too high	Extend the heating time Extend the cooling time Reduce the cooling intensity
<b>„CLOUD FORMATION“</b> <i>(THERMOPLAST)</i> 	Heating time too short Incomplete melting of the mounting material	Extend the heating time Extend the cooling time Refer to appropriate sample size

# Cold mounting

The term cold mounting covers all mounting methods that do not require the use of a hot mounting press. To create an optimal cold-mounted specimen, consider the following:

- ! The specimen must not be affected or corroded by the resin selected for cold mounting.
- ! The specimen must be able to withstand the peak temperature of the mounting system.
- ! To prevent gap formation, the specimen surface must be free of dust and grease before mounting, so that the specimen can be well wetted with the mounting medium.



QPREP cold mounting resins are available with methyl methacrylate or MMA-free as well as epoxy based. Acrylate or MMA-free based cold mounting resins are characterized by good removal rate, short curing times and good chemical resistance. Epoxy resins are used for mounting of porous and temperature sensitive materials. Furthermore, they are used when the lowest possible gap formation is intended.

## PROPERTIES OF COLD MOUNTING MATERIALS

Mounting material	Recommended application	Basis	Curing time	Curing temperature	Hardness (Shore D)	Removal rate (grindability)
KEM 15 plus	With high edge retention, edge examination, medium-hard to hard materials	Methyl methacrylate (MMA)	approx. 25 min.	approx. 85-100 °C	85	very low
KEM 20	Transparent mounting (pressure unit), targeted preparation	Methyl methacrylate (MMA)	approx. 15 min.	approx. 100-120 °C	84	medium
KEM 30	Semi-transparent (pressure unit) routine work, soft to medium-hard materials	Methyl methacrylate (MMA)	approx. 5 min.	approx. 95-110 °C	85	medium
KEM 35	Minimized gap formation, edge examination, medium-hard to hard materials	Methyl methacrylate (MMA)	approx. 12 min.	approx. 85-100 °C	87	very low
Qprep SEM 5000	SEM (Scanning electron microscopy), electrolytic polishing	Modified MMA compound	approx. 10 min.	approx. 85-110 °C	91	very low
KEM 60	Universal usage	THFMA	approx. 10 min.	approx. 95-110 °C	85	low
Qpox 90	Mounting using vacuum, sensitive and brittle materials	Epoxy resin	approx. 16-24 h	at room temperature up to approx. 50 °C	79	high
Qpox 92	Vacuum impregnation, brittle and heat sensitive materials, porous materials	Epoxy resin	approx. 12-13 h	at room temperature up to approx. 35 °C	81	medium
Qpox 93	Vacuum impregnation, brittle, heat-sensitive, porous materials, CMR-free	Epoxy resin	approx. 8-12 h	at room temperature up to approx. 45 °C	81	medium
Qpox 94	Vacuum infiltration of porous and sensitive materials and surfaces, metal foams, ceramic substrates, samples with corrosion deposits	Epoxy resin	approx. 9 h (at room temperature), approx. 3 h (at 45 °C)	at room temperature up to 90-100 °C, in oven at 45 °C up to 140 °C	80	high
Qpox 96 Rapid	Mount and prepare on the same day, PCBs, spray coatings, Infiltration of porous materials, CMR-free	Epoxy resin	approx. 2-4 h	at room temperature up to approx. 120 °C	84	medium

## Qprep KEM 15 PLUS

QPREP KEM 15 PLUS is a universally applicable two-component cold mounting material based on a modified polyester resin. Due to its very low shrinkage, it is particularly suitable for boundary layer investigations.



Video:  
Mounting with  
acrylic resin



### PRODUCT ADVANTAGES

- | Very low shrinkage
- | High edge retention
- | Good chemical resistance
- | Good mechanical machinability
- | Easy dosage with enclosed measuring spoon
- | Curing temperature: approx. 85-100 °C
- | Curing time: approx. 25 min
- | Hardness (Shore D): 85
- | Removal rate: Very low

### RECOMMENDED APPLICATIONS

- | Edge examination
- | Mounting of medium-hard to hard materials
- | Curing by means of overpressure with pressure equipment possible, to minimize porosity and increase edge retention

Item No.	Unit	Description
<b>COLD MOUNTING MATERIAL KEM 15 PLUS</b>		
<b>Basis: Methyl methacrylate</b>		
<ul style="list-style-type: none"> <li>• blue, opaque</li> <li>• 2-component system: powder + liquid (1.5:1 [Vol.-%])</li> </ul>		
95012019	1 Set	1 kg powder, 500 ml liquid, 40 mixing cups, 40 mixing sticks, 2 dosing spoons: 13 ml and 20 ml
95011628	1 kg	Powder
95011629	500 ml	Liquid



## Qprep KEM 20

QPREP KEM 20 is a universally applicable two-component cold mounting material based on a methyl methacrylate resin compound. Transparent mountings can be realized when curing under overpressure.



Video:  
Mounting with  
acrylic resin

**CMR-FREE**



### PRODUCT ADVANTAGES

- | Feasibility of transparent mountings by means of pressure equipment
- | Good chemical resistance
- | Good mechanical machinability
- | Easy dosage with enclosed measuring spoon
- | Curing temperature: approx. 100-120°C
- | Curing time: approx. 15 min
- | Hardness (Shore D): 84
- | Removal rate: Medium

### RECOMMENDED APPLICATIONS

- | Target preparations
- | Mounting of soft to medium-hard materials



Item No.	Unit	Description
<b>COLD MOUNTING MATERIAL KEM 20</b>		
<b>Basis: Methyl methacrylate</b>		
<ul style="list-style-type: none"> <li>• feasibility of transparent mountings by means of pressure unit</li> <li>• 2-component system: powder + liquid (2:1 [Vol.-%])</li> </ul>		
95013990	1 Set	1 kg powder, 500 ml liquid, 40 mixing cups, 40 mixing sticks, 2 dosing spoons: 13 ml, oval
95013939	1 kg	Powder
95013940	5 kg	Powder
95013941	10 kg	Powder
95013942	500 ml	Liquid
95013943	1 l	Liquid

## Qprep KEM 30

QPREP KEM 30 is a universal two-component cold mounting resin based on a methyl methacrylate resin compound. It is a fast-curing resin, which is particularly suitable for high sample throughput.



Video:  
Mounting with  
acrylic resin

### PRODUCT ADVANTAGES

- | Semi-transparent
- | Good chemical resistance
- | Good mechanical machinability
- | Easy dosage with enclosed measuring spoon
- | Curing temperature: approx. 95-110°C
- | Curing time: approx. 5 min
- | Hardness (Shore D): 85
- | Removal rate: Medium

### RECOMMENDED APPLICATIONS

- | Routine testing with high sample throughput
- | Mounting of soft to medium-hard materials
- | Curing by means of overpressure with pressure equipment possible, to minimize porosity

Item No.	Unit	Description
<b>COLD MOUNTING MATERIAL KEM 30</b>		
<b>Basis: Methyl methacrylate</b>		
<ul style="list-style-type: none"> <li>• green, semi-transparent</li> <li>• 2-component system: powder + liquid (2:1 [Vol.-%])</li> </ul>		
95012021	1 Set	1 kg powder, 500 ml liquid, 40 mixing cups, 40 mixing sticks, 2 dosing spoons: 13 ml, oval
92004080	1 kg	Powder
92004082	5 kg	Powder
92004081	500 ml	Liquid
92004083	1 l	Liquid
92002540	2.5 l	Liquid





## Qprep SEM 5000

Qprep SEM 5000 is an electrically conductive cold mounting material based on a modified methyl methacrylate compound. It is suitable for SEM examinations and electrolytic polishing.



Video:  
Mounting with  
acrylic resin

CMR-FREE

### PRODUCT ADVANTAGES

- | Electroconductive
- | Contains copper particles
- | Curing temperature: approx. 85-110 °C
- | Curing time: approx. 10 min
- | Hardness (Shore D): 91
- | Removal rate: Very low

### RECOMMENDED APPLICATIONS

- | Scanning electron microscopy
- | Electrolytic polishing

Item No.	Unit	Description
<b>COLD MOUNTING MATERIAL QPREP SEM 5000</b>		
<b>Basis: Modified methyl methacrylate</b>		
<ul style="list-style-type: none"> <li>• copper-brown, free of blowholes by using a pressure device</li> <li>• 2-component system: powder + liquid (20 g : 13 g)</li> </ul>		
95004058	1 kg	Powder
95004059	500 ml	Liquid



## Qprep KEM 60

QPREP KEM 60 is a universally applicable, mineral-filled, MMA-free two-component cold mounting resin. It is characterized by short curing time and good mechanical machinability.



Video:  
Mounting with  
acrylic resin

### PRODUCT ADVANTAGES

- | Free of MMA
- | Good chemical resistance
- | Good mechanical machinability
- | Curing temperature: approx. 95-110°C
- | Curing time: approx. 10 min
- | Hardness (Shore D): 85
- | Removal rate: Low

### RECOMMENDED APPLICATIONS

- | Routine mounting
- | Very wide range of application
- | Curing by means of overpressure with pressure equipment possible, to minimize porosity

Item No.	Unit	Description
<b>COLD MOUNTING MATERIAL KEM 60</b>		
<b>Basis: Tetrahydrofurfuryl-2-methacrylate</b>		
<ul style="list-style-type: none"> <li>• red, MMA-free</li> <li>• 2-component system: powder + liquid (2:0.9 [weight-%])</li> </ul>		
95014004	1 Set	1 kg powder, 500 ml liquid, 40 mixing cups, 40 mixing sticks, 2 dosing spoons: 13 ml, oval
95013184	1 kg	Powder
95013185	5 kg	Powder
95013187	500 ml	Liquid





## Qprep Qpox 92

QPREP Qpox 92 is a highly transparent two-component cold mounting material on epoxy resin. It is very well suited for specimens with filigree and complex geometries. In addition, Qpox 92 is particularly recommended for mounting materials with temperature-sensitive surfaces and for target preparations.



Video:  
Mounting with  
epoxy resin

### PRODUCT ADVANTAGES

- | Very good transparency
- | Very low gap formation
- | Low viscosity
- | Suitable for vacuum infiltration
- | Curing temperature: RT to approx. 35°C
- | Curing time: 12-13 h (50% faster than Qpox 90)
- | Hardness (Shore D): 81
- | Removal rate: Medium

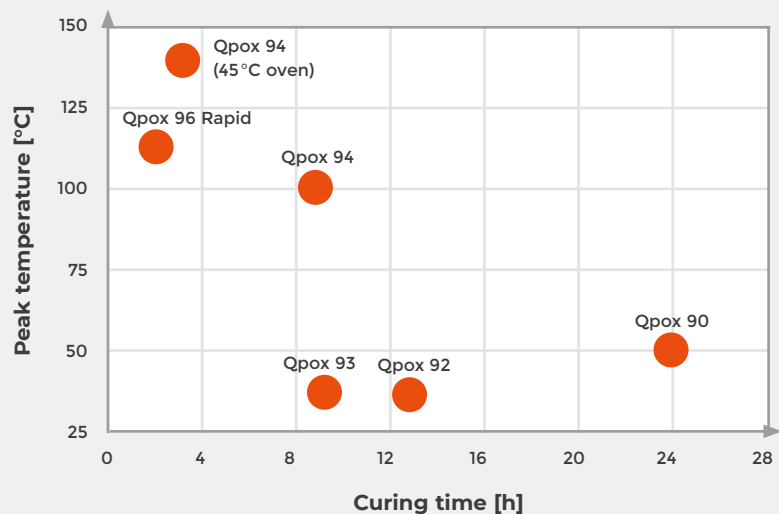
### RECOMMENDED APPLICATIONS

- | Routine mounting
- | Applicable for a wide range of materials
- | Target preparations of defects in coating surfaces
- | Vacuum infiltration of porous material surface
- | Pre-potting of assembled printed circuit boards to fix electronic components prior to cutting.
- | Mounting of low hardness material

Item No.	Unit	Description
<b>COLD MOUNTING MATERIAL QPOX 92</b>		
<b>Basis: Epoxy resin</b>		
<ul style="list-style-type: none"> <li>• transparent, suitable for vacuum infiltration</li> <li>• 2-components-system: resin + hardener (100:23.2 [weight-%])</li> </ul>		
95017316	1 Set	1 l resin, 250 ml hardener 40 mixing cups, 40 mixing sticks
95016854	1 l	Resin
95016855	250 ml	Hardener



## Epoxy resins comparison chart



## Qprep Qpox 93

QPREP Qpox 93 is a low-viscosity and crystal-clear two-component cold mounting agent based on epoxy resin. Qpox 93 enables absolutely transparent and gap-free mountings and, with a curing time of about 8-12 hours, is also ideal for the preparation of routine samples. Free of solvents, DETA and CMR substances, it enables safe handling in everyday use, for example in manual target preparations.



### PRODUCT ADVANTAGES

- | Excellent adhesion and very low gap formation
- | Very good transparency
- | **Free of solvents, DETA and CMR substances**
- | Low-bubble mountings
- | Low viscosity
- | Suitable for vacuum infiltration
  
- | Curing temperature: RT up to 45°C
- | Curing time: 8-12 h at RT
- | Hardness (Shore D): 81
- | Removal rate: Medium

### RECOMMENDED APPLICATIONS

- | Low-gap and transparent preparations
- | Routine mountings
- | Can be used for a wide range of materials
- | Suitable for vacuum infiltration of coated surfaces, e.g. for defect detection
- | Pre- and partial potting as well as mounting and target preparation of assembled printed circuit boards
- | For filigree and sensitive specimens of more complex geometries and low-hardness workpieces

Item No.	Unit	Description
<b>FREE OF SOLVENTS, DETA AND CMR SUBSTANCES</b>		<b>COLD MOUNTING MATERIAL QPOX 93</b>
		<b>Basis: Epoxy resin</b>
		<ul style="list-style-type: none"> <li>• transparent, suitable for vacuum infiltration</li> <li>• 2-components-system: resin + hardener (100:26 [weight-%])</li> </ul>
95017916	1 Set	1 l resin, 250 ml hardener 40 mixing cups, 40 mixing sticks
95017810	1 l	Resin
95017809	250 ml	Hardener



## Qnote

to Qpox 93: For optimal mounting results, it is imperative to maintain an exact mixing ratio (100:26 by weight). The pot life of over an hour favors the infiltration of porous materials. The curing time differs based on the amount of epoxy resin encapsulated (heat release), can be drastically reduced to up to 2 hours by using larger quantities of resin (>50 g) and depending on the mounting mould used and the sample/mounting ratio. Note the increased peak temperature within the resin resulting from the heat release and the reduction in pot life. Higher curing temperatures result in higher final hardness.



## Notes

---



---



---



---



---

## Qprep Qpox 94

QPREP Qpox 94 is a low-viscosity and transparent two-component epoxy-based cold mounting resin, ideal for samples with delicate and complex geometries. It is particularly suitable for sensitive and porous surfaces as well as target preparations. With a curing time of about 9 hours Qpox 94 allows transparent and gap-free mounting and preparation on the same day.



Video:  
Mounting with  
epoxy resin

### PRODUCT ADVANTAGES

- | Excellent adhesion and very low gap formation
- | Very good transparency
- | Low-bubble mountings
- | Low viscosity
- | Suitable for vacuum infiltration
- | Curing temperature: RT up to 45°C ( $T_{max} = 100^{\circ}\text{C}$  to  $140^{\circ}\text{C}$ )
- | Curing time: 9 h at RT (up to 65% faster than Qpox 90, 25% faster than Qpox 92), 3 h at 45°C
- | Hardness (Shore D): 80
- | Removal rate: High

### RECOMMENDED APPLICATIONS

- | Low-gap and transparent preparations on the same day
- | Can be used for a wide range of materials
- | For vacuum infiltration of porous materials and material surfaces, such as metal foams, porous ceramic support material or samples with corrosion layers
- | Mountings and target preparations of assembled PCBs
- | For filigree and sensitive specimens of more complex geometries and low-hardness workpieces

Item No.	Unit	Description
<b>UP TO 65% FASTER THAN QPOX 90</b>		<b>COLD MOUNTING MATERIAL QPOX 94</b>
		<b>Basis: Epoxy resin</b>
		<ul style="list-style-type: none"> <li>• transparent, suitable for vacuum infiltration</li> <li>• 2-components-system: resin + hardener (2:1 [weight-%])</li> </ul>
95017538	1 Set	1 l resin, 500 ml hardener 40 mixing cups, 40 mixing sticks
95017496	1 l	Resin
95017497	500 ml	Hardener



## Qnote

**to Qpox 94:** For optimal mounting results, an accurate mixing ratio is crucial (2:1 by weight). The pot life of approx. one hour favors the infiltration of porous materials. For optimal curing at RT, the sample can be covered with a mixing cup. The curing time can be reduced from 9-10 hours to around 2-3 hours (depending on the amount of epoxy resin used) by slight heating to approximately 45-50°C. It should be noted that heating results in an increase in peak temperature within the resin and a reduced pot life. Likewise, the final hardness can be increased by slight heating.



## Notes

---



---



---



---

## Qprep Qpox 96 Rapid

QPREP Qpox 96 Rapid is a fast-curing two-component epoxy resin from QATM. With a curing time of less than 4 hours, it allows sample preparation to be carried out within one day. Due to a maximum curing temperature of less than 120 °C, Qpox 96 Rapid is also suitable for heat-sensitive materials, such as assembled printed circuit boards. Due to its good hardness, low viscosity, good adhesion and transparency, it is ideal for routine target preparation of all types of samples. Designed with a focus on the EHS profile, it is free of DETA and CMR substances and enables safe and efficient materialographic preparation.



Video:  
Mounting with  
epoxy resin

NEW



### PRODUCT ADVANTAGES

- | Excellent adhesion, very low gap formation
- | Good transparency
- | Free of DETA and CMR substances
- | Very low viscosity, penetrates cracks and pores well
- | Suitable for vacuum infiltration
- | Curing temperature: at RT (23°C) up to ~120°C
- | Curing time: ~2-4 h
- | Hardness (Shore D): Up to 84
- | Removal rate: Medium

### RECOMMENDED APPLICATIONS

- | Low-gap and transparent preparations
- | Routine mountings, applicable to a wide range of materials
- | Suitable for vacuum infiltration of coated surfaces (e.g. spray coatings), defect investigation
- | Good crack and pore permeability enables mounting of (micro-)porous materials
- | Partial potting, mounting and target preparation of assembled printed circuit boards in the shortest possible time
- | Filigree/sensitive specimens of more complex geometries

Item No.	Unit	Description
<p>≤ 90% FASTER THAN QPOX 90, ~ 80% FASTER THAN QPOX 92/93/94</p>		<p><b>COLD MOUNTING MATERIAL QPOX 96 RAPID</b></p> <p><b>Basis: Epoxy resin</b></p> <ul style="list-style-type: none"> <li>• transparent,</li> <li>• 2-components-system: resin + hardener for 40 mm = 100/50, for ≤ 30 mm 100/56 [weight-%]</li> </ul>
95018001	1 Set	1 l resin, 500 ml hardener 40 mixing cups, 40 mixing sticks
95017944	1 l	Resin
95017945	500 ml	Hardener



## Qnote

**to Qpox 96 Rapid:** For the processing of Qpox 96 Rapid, we recommend the use of Qmould Grey moulds, as an optimal ratio of temperature, hardness and curing time is achieved here. PTFE moulds lower the peak temperature but slightly prolong curing, while silicone moulds allow for the shortest curing time. The mixing ratio is 100 parts resin to 50 parts (40 mm) or 56 parts hardener (30 mm). Mix a maximum of 130-150 g per batch, fill in a maximum of 28 g per mould and do not infiltrate for more than 5-10 minutes. Curing is carried out in a closed fume hood with sufficient distance between the specimens (at least 15 cm) to avoid excessive heat build-up. Curing time varies based on the amount of epoxy resin encapsulated (heat release). With more than 50 g of resin, excessive heat can be generated by a strong exothermic reaction. For larger quantities of resin to be poured, we recommend mounting in layers.



# Qnote TIPS & TRICKS FOR COLD MOUNTING MATERIALS



Problem	Cause	Solution
<b>BUBBLE FORMATION ALONG SAMPLE</b> 	Temperature too high during curing Insufficient degassing (epoxy resin) Surface tension Air stirred in	Active cooling/reduce amount of mounting material/ cure in layers Clean sample before mounting and degas epoxy resin under vacuum Move sample slightly after pouring the resin Stir mounting material without bubble incorporation
<b>DISCOLORATION (EPOXY RESIN)</b> 	Temperature too high during curing Too much mounting material in relation to the sample	Active cooling/reduce amount of mounting material/ cure in layers
<b>AIR INTAKE AT THE EDGE SURFACE (EPOXY RESIN)</b> 	Temperature too high Mounting mould not sealing tightly	Active cooling Use less mounting material Use thick-walled Qprep PTFE moulds
<b>STICKY/RUBBERY SURFACE (EPOXY RESIN)</b> 	Curing temperature insufficient Curing time too short Too much hardener	Mount sample under heat Increase curing time/add "post curing" step Follow recommended ratio
<b>GAP BETWEEN SAMPLE AND MOUNTING MATERIAL</b> 	Wrong mounting material Sample not cleaned Mounting material too hot during curing (epoxy resin)	Use mounting material with less shrinkage/better adhesion Separate sample if possible Clean and degrease sample thoroughly Active cooling/use less mounting material
<b>STRONG SHRINKAGE</b> 	Peak temperature too high Insufficient degassing Insufficient mixing Too much mounting material Processing time („gel time“ / „pot life“) exceeded	Active cooling Sufficient evacuation/degassing in infiltration unit Ensure homogeneous mixture Pour less mounting material Prepare less mounting material/pour faster
<b>POROSITY (POLYESTER &amp; METHACRYLATE)</b> 	Bubble release during reaction Stirred-in bubbles	Cure under pressure (Qprep Pressure) Stir without bubbles
<b>GREASY SURFACE (POLYESTER &amp; METHACRYLATE)</b> 	Insufficient mixing of powder and liquid Too much liquid	Stir for at least 30 seconds/stir in powder gradually/let swell for 10-15 seconds after stirring Follow recommended ratio
<b>INHOMOGENEOUS MIXTURE (POLYESTER &amp; METHACRYLATE)</b> 	Curing of mounting material without (sufficient) pressure Curing before applying pressure	Let mixture swell for 10-15 seconds after stirring, briefly stir again Replace powder component due to absorbed ambient moisture
<b>HOLLOW REGIONS (POLYESTER &amp; METHACRYLATE)</b> 	Pouring too quickly Air bubbles stirred in	Pour mounting material slowly over spatula onto the sample Pre-apply small amount of mounting material, place the sample on it, and pour the remaining mounting material Stir without bubbles
<b>NO PLAN PARALLELISM AFTER GRINDING</b> 	Uneven distribution of load during preparation Sample not mounted centrally	Place sample centrally

## COLD MOUNTING – TOOLS

The mounting process can be supported by different methods. The properties of the respective sample material and mounting material must be taken into account.

### VACUUM PROCEDURES

- Mounting under reduced pressure is only possible with epoxy resins
- Requires a vacuum infiltration unit
- Method is used for the infiltration of porous sample material and for optimization with samples that have thin boreholes, fine pores, or microcracks.

### PRESSURE PROCEDURES

- Applying pressure with cold mounting materials leads to gap-free mounting
- Pressure device with compressed air connection required
- Under pressure during curing, bubble formation is suppressed, and methacrylates cure transparently
- Epoxy resins can infiltrate samples even better after vacuum infiltration when pressure is applied

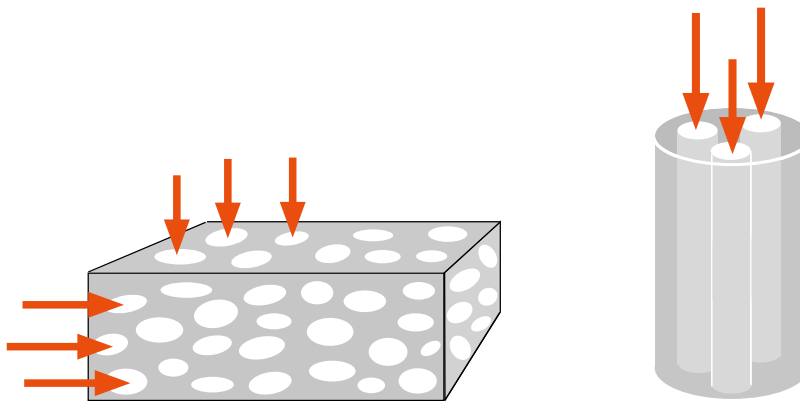


Diagram: Infiltration of porous material or thin boreholes

### TIPS & TRICKS VACUUM INFILTRATION

Problem	Solution
Mounting material too brittle/soft	Control resin/hardener ratio
Severe bubble formation in the mounting material and on the surface	Vacuum too long and/or too high; recommendation: 0.6-0.8 bar, approx. 2-3 min
Infiltration incomplete	Evacuate longer

### TIPS & TRICKS PRESSURE MOUNTING

Problem	Solution
Bad transparency	Too long mixing time Too late pressure increase Insufficient pressure Incorrect mixing ratio

### Qnote

**Caution:** A vacuum set too high and applied for too long can affect polymerization, leading to uneven curing and thus varying results. The dosage of epoxy resins must be precisely adhered to and should therefore always be measured by weight percentage (e.g., using a laboratory scale).



## Qprep Vacuum infiltration and pressure device

When cold mounting porous specimens it is purposeful to infiltrate them under vacuum, with a low viscosity mounting medium (epoxy resins). The QPREP infiltration device offers a solution for mounting under vacuum.

For transparent cold mounting using methyl methacrylate, these must be cured in a pressure device under positive pressure (2 - 2.5 bar). This increases the boiling point of the mounting material and suppresses the formation of gas bubbles during polymerization. The QPREP Pressure unit is best suited for this purpose.



### PRODUCT ADVANTAGES

- | Infiltration of porous materials
- | Reinforcement of fragile materials
- | Clear/transparent mounting possible with methyl methacrylate

### RECOMMENDED APPLICATIONS

- | Infiltration device for mounting porous samples with Qpox epoxy resin
- | Qprep Pressure device for bubble-free mounting with methyl methacrylates
- | Qprep Pressure device for transparent mounting with KEM 20 and overall better edge retention

Item No.	Unit	Description
----------	------	-------------

### INFILTRATION UNIT

- for cold mounting, pouring and hardening using vacuum
- recommended for Qpox epoxy resins

M6500001	1 Pc.	infiltration unit, 230 V/50 Hz, vacuum pressure 0.8 bar, W 330 x H 270 x D 300 mm (including desiccator with mechanic dosing and vacuum pump, rotating disc for 8 silicon mounting cups Ø 50 mm or 9 PTFE-mounting cups Ø 40 mm, 10 mixing cups) 110 V/60 Hz on request
----------	-------	--



### PRESSURE EQUIPMENT QPREP PRESSURE

- Pressure Equipment Qprep Pressure for bubble free hardening of methyl methacrylates (for mounting with KEM 15, 20, 30, 35, 60 and Qprep SEM 5000)
- compressed air required (approx. 6 bar)

95016569	1 Pc.	Pressure Equipment Qprep Pressure, dimensions: B340 x W340 x H255 mm
----------	-------	--



## Notes

---



---



---



---



---



---



---

# UV mounting

## A fast and safe alternative

UV mounting offers a modern solution for sample preparation and is particularly suitable for high sample throughput and routine applications with simple geometries. This method uses UV light to cure special methacrylates and offers numerous advantages over traditional methods.

### What is UV mounting?

UV mounting is based on the irradiation of a UV-reactive and one-component mounting medium with UV light (365 nm), enabling fast and controlled curing. Within 60 seconds, the sample is ready for use without pressure or high temperatures.



### Advantages of UV mounting

- No mixing errors and lower emissions:** Single-component, solvent-free systems eliminate mixing errors and reduce harmful emissions.
- Fast curing:** Only 60 seconds compared to 10-20 minutes with traditional systems.
- Lower heat load:** UV mounting methods reach lower temperatures and are ideal for sensitive samples.
- High quality and reproducibility:** Bubble-free, transparent samples without a pressure pot.
- Safety and efficiency:** Modern LED technology and fume extraction make the method safe and easy to use.



### Areas of application

UV mounting is particularly suitable for metallic samples, functional ceramics, and soft to medium-hard materials with simple geometries, where no artifact formation due to heat or pressure should occur.

#### PROPERTIES OF UV MOUNTING MATERIALS

Mounting Material	Recommended Application	Basis	Curing time	Curing temperature	Hardness (Shore D)	Removal rate (grindability)
Qprep UV 50	For standard samples, soft to medium-hard materials, targeted preparation	Modified methacrylate	approx. 60 s	approx. 90 °C	83	high
Qprep UV 55	Mounting with lower gap formation of standard samples, soft to medium-hard materials, specimen preparation and surface inspection	Modified methacrylate	8- 10 minutes	approx. 95 °C	83	high

## Qprep UV 50

QPREP UV 50 is a light-curing, acrylic resin-based cold mounting material. It is ideally suited for target preparations and is usually used for routine specimens as well as soft to medium-hard materials with simple geometries. Curing is taken place by using the UV mounting device Qmount, which allows curing of the samples within 60 seconds using UV radiation of a very narrowly tolerated wavelength range (emission maximum at  $\lambda = 365 \text{ nm}$ ).



Video:  
UV mounting  
with the Qmount

### PRODUCT ADVANTAGES

- | Clear, colorless liquid with honey-like viscosity
- | Very good transparency
- | Curing by means of UV-Light
- | No mixing necessary as it is a one-component system
  
- | Curing temperature: approx. 90°C
- | Curing time: 60s
- | Hardness (Shore D): 83
- | Removal rate: High

### RECOMMENDED APPLICATIONS

- | Routine mounting
- | Target preparations
- | Fixation of small components

Item No.	Unit	Description
		<b>UV MOUNTING MATERIAL QPREP UV 50</b>
		<b>Basis: Modified methacrylate</b>
		<ul style="list-style-type: none"> <li>• transparent</li> <li>• 1-component system</li> </ul>
95016840	1 l	All-in-one liquid



## Qnote

to Qprep UV 50: Always use UV-transparent moulds based on PP or our Qprep Qmould Clear to ensure optimal curing of the samples. Clean the cured samples in an ethanol bath to achieve the highest possible surface quality and remove the sticky residues of the release agent. However, avoid unnecessary long exposure to ethanol. Mount large samples or samples intended for longitudinal sectioning in multiple layers, if necessary. Layer-by-layer pouring of the mounting medium is possible and reduces heat input.



## Notes

---

---

---

---

---

---

---

---

---

---

## Qprep UV 55

QPREP UV 55 is a low-viscosity and light-curing, acrylic-based UV mounting resin. It is ideal for transparent routine mounting of soft to medium-hard materials. Curing is carried out with UV irradiation in the Qmount UV mounting device within 10 minutes. The special composition enables mountings with reduced gaps, which enables preparation of coated and surface-treated materials.



Video:  
UV mounting  
with the Qmount



### PRODUCT ADVANTAGES

- | Clear, colorless and low viscosity for improved flow
- | Very good transparency
- | Reduced gap formation (up to 70% less than QPREP UV 50)
- | Good abrasion resistance and mechanical machinability
- | 1-component-system
- | No dangerous good
- | Curing temperature: ~95°C
- | Curing time: 8 - 10 min
- | Hardness (Shore D): 83
- | Removal rate: High

### RECOMMENDED APPLICATIONS

- | Highly transparent for targeted preparations
- | Preparation of surface-coated materials with low to medium hardness
- | Gap-free UV mountings of, e.g., weld seams for routine inspection
- | For the examination of fine components, such as coated copper wires
- | Materialographic samples of histological materials, such as bones and teeth



Item No.	Unit	Description
<b>UP TO 70% REDUCED GAP FORMATION COMPARED TO QPREP UV 50</b>		<b>UV MOUNTING MATERIAL QPREP UV 55</b> <b>Basis: Modified methacrylate</b> <ul style="list-style-type: none"> <li>• transparent</li> <li>• 1-component system</li> </ul>
		95017495    1 l    All-in-one liquid

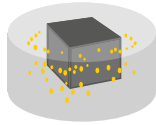
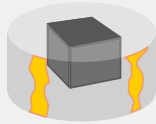
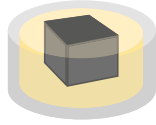
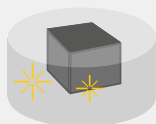

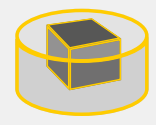
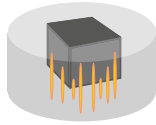
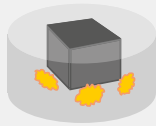
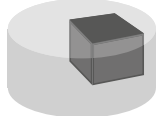
## Qnote

to QPREP UV 55: Always use UV-permeable forms based on PP or our Qprep Qmould Clear forms to ensure optimal curing of the samples. The maximum temperature reached during curing can be reduced for temperature-sensitive samples by using slightly chilled resin or pouring and curing in layers. Curing time and peak temperature is sample size dependent and may be lower for small sample shapes. Rough and porous surfaces can be infiltrated by the low viscosity of Qprep UV 55 with the help of vacuum. This allows for better adhesion. Qprep UV 55 is ideal for water-based preparations and is resistant to alcohol and acids, but exposure to alcohol should be kept as low as possible.



# Qnote TIPS & TRICKS FOR UV MOUNTING MATERIALS



Problem	Cause	Solution
<b>AIR BUBBLES ALONG THE SAMPLE</b> 	Trapped air bubbles rise Surface tension Stirred air	Active cooling/reducing amount of mounting resin/ curing in layers Clean sample before mounting and degas epoxy resin under vacuum Moving the sample after pouring Mix the mounting resin without bubbles
<b>LIQUID/GELLED AREAS AT THE EDGE</b> 	Insufficient curing in the outer area	Reduce distance from the edge in Qmount Use Qprep PP or Qmould Clear moulds
<b>INSUFFICIENT CURING</b> 	Use of unsuitable moulds Shading by sample UV intensity too inhomogeneous	Use QPREP PP or Qmould Clear moulds Longer exposure time Cure in layers Use lower sample height
<b>STICKY/RUBBERY SURFACE</b> 	If still present after ethanol cleaning: Insufficient irradiation time Swelling due to prolonged ethanol exposure & insufficient curing	Increase exposure time Minimize ethanol exposure For areas not accessible to UV and shading: Use Qprep cold mounting materials
<b>EXCESSIVE GAP FORMATION</b> 	UV resin shrinks excessively Sample not cleaned Mounting material too hot during curing	Use mounting material with less shrinkage (UV 50 -> UV 55) Separate sample if possible Avoid hollow radii Clean and degrease sample Use less mounting material per irradiation cycle
<b>STRONG SHRINKAGE</b> 	Peak-Temperature too high Too much mounting resin	Evacuate/degas in infiltration unit Use less mounting material per irradiation cycle
<b>RISING STREAKS IN THE CENTER OF THE SAMPLE</b> (QPREP UV 50) 	Irradiation intensity too high	Vary irradiation position (on/between LEDs) Use less mounting resin per irradiation cycle
<b>BUBBLES NEAR THE SAMPLE/BACK OF THE MOUNT</b> (QPREP UV 55) 	Irradiation intensity too high incorporated air bubbles	Vary irradiation position (on/between LEDs) Pre-apply a small amount of mounting material, place the sample on the resin, and pour the remaining mounting material Stir without bubbles
<b>NO PLAN PARALLELISM AFTER GRINDING</b> 	Uneven distribution of load during preparation Sample not mounted centrally	Place sample centrally

## Qprep Accessories & tools for cold and UV mounting

The mixing of the different resin components as well as the exact positioning of your specimens influence the quality of your mounting. Therefore, QPREP supports with a wide range of tools and accessories for cold mounting. Mixing of the resin components, fixing and correct positioning of the samples in the cold mounting moulds can thus be realized reliably and safely.



### ACCESSORIES

- | Mixing beakers and spatulas
- | Mounting utilities
- | Dosing spoons
- | Steel- and plastic clips

Item No.	Unit	Description
----------	------	-------------



### ACCESSORIES

92001715	100 Pcs.	Mixing cups, disposable, 180 ml
92004360	1 Pc.	Silicon mixing cup, reusable
92001717	100 Pcs.	Mixing sticks (wood)
92002657	100 Pcs.	Angle adapter for angled polishing, 10°
92001716	10 Pcs.	Dosing spoon for hot and cold mounting material, 13 ml
92001779	10 Pcs.	Dosing spoon for cold mounting material, 20 ml
92001781	10 Pcs.	Dosing spoon for cold mounting material, 13 ml



### CLIP FOR ALIGNING THIN SAMPLES IN MOULD

92002662	100 Pcs.	Steel
92002663	100 Pcs.	Plastic, transparent
92002707	100 Pcs.	Plastic, black
92002708	100 Pcs.	Plastic, red
92002709	100 Pcs.	Plastic, grey



### PLASTIC MOUNTING AID

92002623	100 Pcs.	Ø 30 mm, for 4 samples, sample thickness <1 mm, blue
92002625	100 Pcs.	Ø 30 mm, for 4 samples, sample thickness <2 mm, grey
92002624	100 Pcs.	Ø 30 mm, for 3 samples, sample thickness <3 mm, white



### TRANSPARENT MOUNTING AID

95016787	10 Pcs.	Ø 35 mm, for 4 samples, sample thickness <1 mm
95016788	50 Pcs.	Ø 35 mm, for 4 samples, sample thickness <1 mm
95016789	100 Pcs.	Ø 35 mm, for 4 samples, sample thickness <1 mm
95016790	10 Pcs.	Ø 35 mm, for 4 samples, sample thickness 1-2 mm
95016791	50 Pcs.	Ø 35 mm, for 4 samples, sample thickness 1-2 mm
95016792	100 Pcs.	Ø 35 mm, for 4 samples, sample thickness 1-2 mm
95016793	10 Pcs.	Ø 35 mm, for 3 samples, sample thickness 2-3 mm
95016794	50 Pcs.	Ø 35 mm, for 3 samples, sample thickness 2-3 mm
95016795	100 Pcs.	Ø 35 mm, for 3 samples, sample thickness 2-3 mm
95016796	10 Pcs.	Ø 35 mm, for 2 samples, sample thickness 3-4 mm
95016797	50 Pcs.	Ø 35 mm, for 2 samples, sample thickness 3-4 mm
95016798	100 Pcs.	Ø 35 mm, for 2 samples, sample thickness 3-4 mm

## Qprep Cold and UV mounting moulds

The mounting process can be optimized by the proper selection of mounting-mould material and size. QPREP offers a variety of reusable and chemically resistant moulds of different sizes, and materials for this purpose.



Video:  
Qprep mounting  
moulds



### Qmould Grey, round, without chamfer

- Two-piece design with convenient handles and flexible material for easy removal and demoulding
- Compatible with epoxy resins, ideal for low-shrinkage resins like Qpox; alternative to silicone moulds

### Qmould Clear, round, without chamfer

- High UV transparency for optimal curing of Qprep UV resins, suitable for UV and acrylic resins
- Handles facilitate handling; direct alternative to PP mounting moulds

### Qmould White, round, without chamfer

- Durable design with resilient material and handles, ideal for high-heat curing processes
- Cost-effective alternative to Teflon mounting moulds, suitable for polyester and acrylic resins

### PTFE, beveled edge, round

- Very long service life and shape stability
- High strength, for particularly flat mountings

### Silicone rubber, round or rectangular, beveled edge

- Flexibility of the material enables easy demoulding after curing
- Thick-walled mould, therefore, not recommended for light curing
- Without removable base

### Polypropylene, round, without chamfer

- Semi-transparent, therefore suitable for light curing
- With removable base for easy demoulding after curing

### Polyethylene, round, without chamfer

- Opaque, therefore, not recommended for light curing
- With removable base for easy demoulding after curing

Item No.	Unit	Description
<b>COLD AND UV MOUNTING MOULDS</b>		
<b>Qmould Grey, round, without chamfer</b>		
<ul style="list-style-type: none"> <li>not suitable for UV mounting</li> <li>with exchangeable bottom</li> </ul>		
95017577	5 Pcs.	Ø 40 mm / H 25 mm
95017578	5 Pcs.	Ø 50 mm / H 25 mm
<b>Qmould Clear, round, without chamfer</b>		
<ul style="list-style-type: none"> <li>suitable for UV mounting</li> <li>with exchangeable bottom</li> </ul>		
95017575	5 Pcs.	Ø 40 mm / H 25 mm
95017576	5 Pcs.	Ø 50 mm / H 25 mm





Item No.	Unit	Description
<b>COLD AND UV MOUNTING MOULDS</b>		
<b>Qmould White, round, without chamfer</b>		
<ul style="list-style-type: none"> <li>• not suitable for UV mounting</li> <li>• with exchangeable bottom</li> </ul>		
95017579	5 Pcs.	Ø 40 mm / H 25 mm
95017580	5 Pcs.	Ø 50 mm / H 25 mm
<b>PTFE round, beveled edge</b>		
<ul style="list-style-type: none"> <li>• not suitable for light curing</li> <li>• with exchangeable bottom</li> </ul>		
95017041	3 Pcs.	Ø 25 mm / H 23 mm
95017042	3 Pcs.	Ø 30 mm / H 25 mm
95017043	3 Pcs.	Ø 32 mm / H 25 mm
95017044	3 Pcs.	Ø 38 mm / H 25 mm
95017045	3 Pcs.	Ø 40 mm / H 30 mm
95017046	3 Pcs.	Ø 50 mm / H 30 mm
95017047	3 Pcs.	Ø 70 mm / H 30 mm
<b>Silicon rubber round, beveled edge</b>		
<ul style="list-style-type: none"> <li>• not suitable for light curing</li> </ul>		
95017026	5 Pcs.	Ø 25 mm / H 23 mm
95017027	5 Pcs.	Ø 30 mm / H 25 mm
95017028	5 Pcs.	Ø 32 mm / H 25 mm
95017029	5 Pcs.	Ø 38 mm / H 25 mm
95017030	5 Pcs.	Ø 40 mm / H 30 mm
95017031	5 Pcs.	Ø 50 mm / H 30 mm
<b>Silicon rubber square, beveled edge</b>		
<ul style="list-style-type: none"> <li>• not suitable for light curing</li> </ul>		
92002509	1 Pc.	55 x 30 mm / H 22 mm
95017032	5 Pcs.	55 x 30 mm / H 22 mm
92002510	1 Pc.	70 x 40 mm / H 22 mm
95017033	5 Pcs.	70 x 40 mm / H 22 mm
<b>Polypropylene round, without chamfer</b>		
<ul style="list-style-type: none"> <li>• suitable for light curing</li> <li>• with exchangeable bottom</li> </ul>		
95017317	5 Pcs.	Ø 25 mm / H 27 mm
95017318	5 Pcs.	Ø 30 mm / H 27 mm
<b>Polyethylene round, without chamfer</b>		
<ul style="list-style-type: none"> <li>• not suitable for light curing</li> <li>• with exchangeable bottom</li> </ul>		
95017037	5 Pcs.	Ø 25 mm / H 25 mm
95017038	5 Pcs.	Ø 30 mm / H 25 mm

## RECOMMENDED APPLICATION

Mounting material	Qmould	Qmould	Qmould	PTFE mould	Silicon mould		PP mould	PE mould
	Grey	Clear	White		round	round		
KEM 15 plus	-	-	++	○	-	-	-	+
KEM 20	-	+	++	+	○	-	+	++
KEM 30	+	+	++	+	+	+	+	++
KEM 35	+	+	++	++	+	+	+	++
Qprep SEM 5000	+	+	++	++	+	○	+	++
KEM 60	+	+	++	++	+	○	+	++
Qpox 90	++	○	○	+	○	○	○	○
Qpox 92	++	○	○	+	○	○	○	○
Qpox 93	++	○	○	+	○	○	○	○
Qpox 94	++	○	○	+	○	○	○	○
Qpox 94 (45° oven)	-	○	++	+	○	○	○	○
Qpox 96 Rapid	+	○	+	+	+	+	○	○
Qprep UV 50	-	++	-	-	-	-	++	-
Qprep UV 55	-	++	-	-	-	-	++	-

++ = very well suited, + = well suited, ○ = limited suitable, - = not suitable

## Notes

---

---

---

---

---

---

---

---

---

---

---

---

---

---

---

---

---

---

---

---

---

---

---

---





# Solution Boxes



**QATM**  
QUALITY ASSURED

**ALL-IN  
SMART SOLUTIONS**

GET YOUR PERFECT RESULTS

**PREPARATION METHOD**  
Copper and copper alloys

**QATM**  
QUALITY ASSURED

## Qprep Solution Boxes

In addition to the necessary specialist knowledge, the correct selection of the media suitable for the sample material is essential for a successful preparation. For a secure start close to the application, the QATM solution boxes contain all the grinding and polishing media required for the preparation of a specific material. If the preparation recommendations described are observed, this enables an optimal result.

11 different boxes for different materials are available for media in Ø250 mm and Ø300 mm.



### QPREP SOLUTION BOXES INCLUDE:

- | A guide for the preparation of the selected material.
- | Consumables for grinding as well as polishing: Grinding disc, grinding paper, Diamond suspension and polishing cloth

### PRODUCT ADVANTAGES

- | Evaluated preparation guide
- | Consumables for preparation available in sufficient quantity
- | Simple instructions for laboratory workers

### RECOMMENDED APPLICATIONS

- | For unknown specimen preparation
- | Ideally suited for new customers as an introduction

Item No.	Unit	Description
<b>SOLUTION BOXES</b>		
<b>Set of consumables including preparation guide for respective materials</b>		
<b>Aluminum alloys</b>		
95013883	1 Box	Solution Box Ø 250 mm
95013473	1 Box	Solution Box Ø 300 mm
<b>Composites (CFC/GFC)</b>		
95013894	1 Box	Solution Box Ø 250 mm
95013877	1 Box	Solution Box Ø 300 mm
<b>Cast iron (GJS/GJL)</b>		
95013898	1 Box	Solution Box Ø 250 mm
95013881	1 Box	Solution Box Ø 300 mm
<b>Soft to medium-hard steel</b>		
95013896	1 Box	Solution Box Ø 250 mm
95013879	1 Box	Solution Box Ø 300 mm
<b>Medium-hard to hard steel</b>		
95013884	1 Box	Solution Box Ø 250 mm
95013474	1 Box	Solution Box Ø 300 mm
<b>Steel and welded steel (macro)</b>		
95013893	1 Box	Solution Box Ø 250 mm
95013876	1 Box	Solution Box Ø 300 mm
<b>Nitrided steel</b>		
95013899	1 Box	Solution Box Ø 250 mm
95013882	1 Box	Solution Box Ø 300 mm







# Consumables for grinding



# Grinding

Mechanical grinding is a machining process using bonded abrasive grains to level and smooth the specimen surface. This process is divided into three categories in materialography as follows:



Typically, silicon carbide (SiC), aluminum dioxide ( $Al_2O_3$ ), silicon dioxide ( $SiO_2$ ), zirconium dioxide ( $ZrO_2$ ), diamond or cubic boron nitride (CBN) are used as abrasives. Particular attention must be paid here to low-deformation material removal and at the same time to keeping the number of preparation steps as low as possible. A wide range of QPREP grinding media is available for this purpose.

## Qprep Planar grinding stones

If highest stock removal with highest planarity in the shortest time is required, the use of a planar grinding stone in materialographic specimen preparation is essential. In combination with our powerful automatic Qgrid XL planar grinding machine or our grinding



and polishing automat Qpol 300 BOT, even high sample throughputs can be efficiently planar ground.

### PRODUCT ADVANTAGES

- | Short machining time
- | Excellent planarity for all materials
- | Optimized removal rates with Qgrind XL stock removal monitoring
- | Ideal preparatory work for polishing on our Qpol polishing machine series

### RECOMMENDED APPLICATIONS

- | Primary material control with high sample throughput
- | Serial inspections

Item No.	Unit	Description				
<b>PLANAR GRINDING STONES FOR QGRIND XL</b>						
		<table border="1"> <thead> <tr> <th>Grain Size FEPA standard</th> <th>Outer Ø</th> <th>Inner Ø</th> <th>Abor Size Ø</th> </tr> </thead> </table>	Grain Size FEPA standard	Outer Ø	Inner Ø	Abor Size Ø
Grain Size FEPA standard	Outer Ø	Inner Ø	Abor Size Ø			
<b>White corundum grinding stone</b> • for tool steel (hardened and not hardened), stainless steel, steel and cast iron						
95016741	1 Pc.	100 356 mm 126 mm 38 mm				
95017565	1 Pc.	150 356 mm 126 mm 38 mm				
<b>SIC grinding stone</b> • for sintered materials (low- and unalloyed), aluminum, chilled cast iron, copper						
95016746	1 Pc.	80 356 mm 126 mm 38 mm				
95016747	1 Pc.	150 356 mm 126 mm 38 mm				
<b>Multi point dressing diamond for dressing face grinding stones</b>						
95016897	1 Pc.	Multi point dressing diamond				



Item No.	Unit	Description			
<b>PLANAR GRINDING STONES FOR SAPHIR 375 AND QPOL 300 BOT</b>					
		Grain Size FEPA standard	Outer Ø	Inner Ø	Arbor Size Ø
<b>White corundum grinding stone</b> <ul style="list-style-type: none"> <li>• for tool steel (hardened and not hardened), stainless steel, steel and cast iron</li> <li>• glued on metal carrier plate</li> </ul>					
95000180	1 Pc.	100	350 mm	90 mm	40 mm
95000210	1 Pc.	150	350 mm	90 mm	40 mm
95002034	1 Pc.	180	350 mm	90 mm	40 mm
<b>SIC grinding stone</b> <ul style="list-style-type: none"> <li>• for sintered materials (low- and unalloyed), aluminum, chilled cast iron, copper</li> <li>• glued on metal carrier plate</li> </ul>					
95002223	1 Pc.	80	350 mm	90 mm	40 mm
Inner diameter 120 mm on request					
<b>Multi point dressing diamond for dressing face grinding stones</b>					
92008759	1 Pc.	Multi point dressing diamond			

## Diamond cup grinder

If a specimen with parallel faces is desired after precision cutting the use of a diamond cup wheel for further processing is recommended. Used in our precision cutting machines Qcut 150 M, Qcut 150 A and Qcut 200 A with vacuum specimen holder, the QPREP diamond cup grinder enable the user to achieve optimum planar parallelism with high surface quality and reproducibility.



### PRODUCT ADVANTAGES

- | Planar parallel sample preparation
- | Stock removal with high accuracy
- | High degree of reproducible accuracy

### RECOMMENDED APPLICATIONS

- | Target preparation
- | Defect analysis
- | Thin section technology
- | Petrographic examinations

Item No.	Unit	Description				
<b>DIAMOND CUP GRINDER</b>						
		Ø	Thickness	Height	Arbor Size	Grain Size
<ul style="list-style-type: none"> <li>• for glass fiber reinforced plastics and printed circuit boards</li> <li>• with galvanic bond</li> </ul>						
95017784	1 Pc.	150 mm	8 mm	21.7 mm	12.7 mm	D213
95017782	1 Pc.	150 mm	8 mm	21.7 mm	12.7 mm	D120
<ul style="list-style-type: none"> <li>• for glass, ceramics, rocks, hard metal</li> <li>• with resin bond</li> </ul>						
95017564	1 Pc.	150 mm	8 mm	21.5 mm	12.7 mm	D252
95015123	1 Pc.	150 mm	8 mm	21.5 mm	12.7 mm	D151
95017562	1 Pc.	150 mm	8 mm	21.5 mm	12.7 mm	D126
95015122	1 Pc.	150 mm	8 mm	21.5 mm	12.7 mm	D64
95017563	1 Pc.	150 mm	8 mm	21.5 mm	12.7 mm	D12

# Grinding Discs

QPREP provides a comprehensive portfolio of grinding discs with different bond systems, grain types and grain sizes. This allows to find the best solutions for individual requirements. All abrasive elements are deposited on a metal carrier, so they can be directly applied on the QPREP magnetic foil without further tools. The grinding elements have only minimal resilience and ensure a planar surface with high edge retention. By this, it will gain stock removal free of smearing and chipping. QPREP grinding discs realize short preparation times while maintaining long life times. This contributes to a sustainable and resource-saving process in metallography.

## PRODUCT ADVANTAGES

- ! High lifetime
- ! High planarity
- ! Sample preparation with high edge retention
- ! Sustainable and eco-friendly

## Range of grinding and polishing systems

FEPA	P60	P80-100	P100-120	P180-320	P400-600	P800-1000	P5000	material hardness
<b>GALAXY</b>		<b>GREY</b>	<b>RED</b>	<b>GREEN</b>	<b>BLUE</b>	<b>YELLOW</b>		> 350 HV

	Grain size (µm)						material hardness	
<b>POLARIS M</b>				60	30	15	6 3	250 - 600 HV
<b>POLARIS H</b>			125	60	30	15	6 3	> 500 HV
<b>QUASAR</b>	250		125	91	46			> 500 HV
<b>VEGA</b>	250		125	75	54	25	10	universal

## Removal rate\*

<b>GALAXY</b>	
<b>POLARIS M</b>	
<b>POLARIS H</b>	
<b>QUASAR</b>	
<b>VEGA</b>	

## Surface quality\*

<b>GALAXY</b>	
<b>POLARIS M</b>	
<b>POLARIS H</b>	
<b>QUASAR</b>	
<b>VEGA</b>	

\*with newly dressed / cleaned disc and same grit sizes



## FIXATION SYSTEM FOR GRINDING DISCS

## Qprep Magnetic foil

For low resilience during grinding (or polishing) as well as best adhesion and easy handling of the QPREP GALAXY grinding discs (or polishing cloths), the QPREP magnetic foil is perfectly suited.


**PRODUCT ADVANTAGES**

- | Low resilience
- | One time application on the working disc of the machine
- | Long service life
- | Different magnetic field strengths

**RECOMMENDED APPLICATIONS**

- | For the use of all GALAXY grinding discs and polishing cloths
- | Frequent change of grinding discs and polishing cloths

Item No.	Unit	Description	
<b>MAGNETIC FOIL, SELF-ADHESIVE</b>			
		Ø	thickness
<b>Magnetic foil, strong adhesion</b>			
• to apply on working wheel			
95016345	1 Pc.	200 mm	1 mm
95018002	1 Pc.	230 mm	1 mm
95016346	1 Pc.	250 mm	1 mm
95012161	1 Pc.	300 mm	1 mm
95014137	1 Pc.	350 mm	1 mm
<b>Magnetic foil, strongest adhesion</b>			
• to apply on working wheel			
• Increased magnetic adhesion by higher material thickness			
95016298	1 Pc.	200 mm	2 mm
95018003	1 Pc.	230 mm	2 mm
95016300	1 Pc.	250 mm	2 mm
95016301	1 Pc.	300 mm	2 mm
95016302	1 Pc.	350 mm	2 mm



Applying the magnetic foil



Placing e.g. a diamond grinding disc on the magnetic foil

## Qprep GALAXY diamond grinding disc

QPREP GALAXY diamond grinding discs are equipped with specially arranged elements, which contain resin-bonded diamond grains, on a stainless-steel metal carrier. They are used for planar and fine grinding of medium-hard and hard materials. The color-coded grinding discs cover the FEPA grain sizes P80 to P1000. The color coding for the individual grain size ranges can be found in the application table.



Video:  
How to dress  
grinding discs

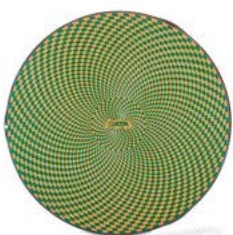
### PRODUCT ADVANTAGES

- | High stock removal
- | Short processing times
- | High planarity

### RECOMMENDED APPLICATIONS

- | Dress before first use
- | Steel with medium and high hardness
- | Cast iron (CJS / CJL)
- | Composites
- | Hard metal
- | Glass

Item No.	Unit	Description	
<b>GALAXY DIAMOND GRINDING DISCS BOND: RESIN</b>			
<b>Description</b>			<b>Ø</b>
<b>for medium to hard materials</b>			
• incl. dressing stone (95015076)			
• planar grinding: grey (P80 – P100)			
• fixation system: Magnetic foil			
95005505	1 Pc.	GALAXY diamond grinding disc grey	200 mm
95004279	1 Pc.	GALAXY diamond grinding disc grey	250 mm
95004280	1 Pc.	GALAXY diamond grinding disc grey	300 mm
95013917	1 Pc.	GALAXY diamond grinding disc grey	350 mm
<b>for medium to hard materials</b>			
• incl. dressing stone (95015076)			
• planar grinding: red (P100 – P120)			
• fixation system: Magnetic foil			
95005521	1 Pc.	GALAXY diamond grinding disc red	200 mm
95004310	1 Pc.	GALAXY diamond grinding disc red	250 mm
95004314	1 Pc.	GALAXY diamond grinding disc red	300 mm
95013918	1 Pc.	GALAXY diamond grinding disc red	350 mm
<b>for medium to hard materials</b>			
• incl. dressing stone (95015076)			
• planar grinding: green (P180 – P320)			
• fixation system: Magnetic foil			
95005522	1 Pc.	GALAXY diamond grinding disc green	200 mm
95004311	1 Pc.	GALAXY diamond grinding disc green	250 mm
95004315	1 Pc.	GALAXY diamond grinding disc green	300 mm
95013919	1 Pc.	GALAXY diamond grinding disc green	350 mm



Item No.	Unit	Description
----------	------	-------------

### GALAXY DIAMOND GRINDING DISCS BOND: RESIN

#### Description

- for medium to hard materials
- incl. dressing stone (95015076)
- fine grinding: blue (P400 – P600)
- fixation system: Magnetic foil

Item No.	Unit	Description	Ø
95005523	1 Pc.	GALAXY diamond grinding disc blue	200 mm
95004312	1 Pc.	GALAXY diamond grinding disc blue	250 mm
95004316	1 Pc.	GALAXY diamond grinding disc blue	300 mm
95013920	1 Pc.	GALAXY diamond grinding disc blue	350 mm

#### for medium to hard materials

- incl. dressing stone (95015076)
- fine grinding: yellow (P800 – P1000)
- fixation system: Magnetic foil

95005524	1 Pc.	GALAXY diamond grinding disc yellow	200 mm
95004313	1 Pc.	GALAXY diamond grinding disc yellow	250 mm
95004317	1 Pc.	GALAXY diamond grinding disc yellow	300 mm
95013921	1 Pc.	GALAXY diamond grinding disc yellow	350 mm

### DRESSING/CLEANING STONES

#### Description

- for dressing and cleaning of GALAXY diamond grinding discs

95006603	1 Pc.	SiC dressing/cleaning stone
95015076	1 Pc.	Corundum dressing/cleaning stone

## Grid to grain size conversion chart

The values provided are only intended as guidelines. Grit sizes are considered as a range, rather than a specific value. The Federation of European Producers of Abrasives, known as FEPA, and the American National Standards Institute, known as ANSI, as well as the Japanese Industrial Standards Committee (JISC) are the respective organizations, that define these standards and are the basis for the conversion. QPREP abrasive paper conforms to the European FEPA P standard.

Grain size [µm]	201	125	82	60	46	30	22	15	8	5
FEPA P (Europe)	P80	P120	P180	P240	P320	P500	P800	P1.200	P2.500	P4.000
ANSI/CAMI (USA)	#80	#100	#150	#220	#280	#360	#400	#600	#1.000	#1.200
JIS (Japan)	~J60	J100	J150	J320	J360	J600	J700	J1.000	J2.000	J3.000

## Qprep POLARIS M diamond grinding disc

QPREP Polaris M is a grinding disc on a zinc-plated metal carrier for pre- and fine grinding of medium-hard materials. The backside of the product is coated with a high-quality non-slip print. The grinding disc is equipped with diamonds bonded in medium-hard synthetic resin. The functional back print provides secure adhesion to the magnetic foil.



Video:  
How to refresh  
grinding discs

### PRODUCT ADVANTAGES

- | High stock removal
- | Particularly high planarity with high surface quality
- | Long lifetime

### RECOMMENDED APPLICATIONS

- | No dressing required
- | Metal materials of medium hardness < 500 HV
- | Polymer materials
- | Composites
- | Ceramics

Item No.	Unit	Description	
<b>POLARIS M DIAMOND GRINDING DISCS</b>			
		<b>Description</b>	<b>Grain Size</b>
for medium-hard materials			
• incl. cleaning stone (95015077)			
• fixation system: Magnetic foil			
<b>250 mm Ø</b>			
95015016	1 Pc.	POLARIS M diamond grinding disc	60 µm
95015017	1 Pc.	POLARIS M diamond grinding disc	30 µm
95015018	1 Pc.	POLARIS M diamond grinding disc	15 µm
95015019	1 Pc.	POLARIS M diamond grinding disc	6 µm
95015020	1 Pc.	POLARIS M diamond grinding disc	3 µm
<b>300 mm Ø</b>			
95015041	1 Pc.	POLARIS M diamond grinding disc	60 µm
95015042	1 Pc.	POLARIS M diamond grinding disc	30 µm
95015043	1 Pc.	POLARIS M diamond grinding disc	15 µm
95015044	1 Pc.	POLARIS M diamond grinding disc	6 µm
95015045	1 Pc.	POLARIS M diamond grinding disc	3 µm
<b>CORUNDUM CLEANSING STONE</b>			
		<b>Description</b>	
• for cleaning of POLARIS diamond grinding discs			
95015077	1 Pc.	Corundum cleaning stone	

## Notes

---



---



---



---

## Qprep POLARIS H diamond grinding disc

QPREP Polaris H is a grinding disc on a zinc-plated metal carrier for pre- and fine grinding of hard materials. The backside of the product is coated with a high-quality non-slip print. The grinding disc is equipped with diamonds bonded in hard synthetic resin. The functional back print provides secure adhesion to the magnetic foil.



### PRODUCT ADVANTAGES

- | High stock removal
- | Particularly high planarity with high surface quality
- | Long lifetime

### RECOMMENDED APPLICATIONS

- | No dressing required
- | Metal materials of higher hardness > 500HV
- | Fiber reinforced plastics
- | Composites
- | Ceramics
- | Rocks

Item No.	Unit	Description
<b>POLARIS H DIAMOND GRINDING DISCS</b>		
		<b>Description</b>
		<b>Grain Size</b>
for hard materials		
• incl. cleaning stone (95015077)		
• fixation system: Magnetic foil		
<b>250 mm Ø</b>		
95015010	1 Pc.	POLARIS H diamond grinding disc 125 µm
95015011	1 Pc.	POLARIS H diamond grinding disc 60 µm
95015012	1 Pc.	POLARIS H diamond grinding disc 30 µm
95015013	1 Pc.	POLARIS H diamond grinding disc 15 µm
95015014	1 Pc.	POLARIS H diamond grinding disc 6 µm
95015015	1 Pc.	POLARIS H diamond grinding disc 3 µm
<b>300 mm Ø</b>		
95015035	1 Pc.	POLARIS H diamond grinding disc 125 µm
95015036	1 Pc.	POLARIS H diamond grinding disc 60 µm
95015037	1 Pc.	POLARIS H diamond grinding disc 30 µm
95015038	1 Pc.	POLARIS H diamond grinding disc 15 µm
95015039	1 Pc.	POLARIS H diamond grinding disc 6 µm
95015040	1 Pc.	POLARIS H diamond grinding disc 3 µm
<b>CORUNDUM CLEANSING STONE</b>		
		<b>Description</b>
• for cleaning of POLARIS diamond grinding discs		
95015077	1 Pc.	Corundum cleaning stone



## Notes

---



---



---



---

## Qprep QUASAR diamond grinding disc

QPREP Quasar is a grinding disc on a zinc-plated metal carrier for planar- and pre grinding of hard materials. The back of the product is coated with a high-quality non-slip print. The grinding disc is equipped with diamonds bonded in hard epoxy resin. The functional back print provides secure adhesion to the magnetic foil.



Video:  
How to dress  
grinding discs



### PRODUCT ADVANTAGES

- | High stock removal
- | Particularly high planarity with high surface quality
- | Very long lifetime

### RECOMMENDED APPLICATIONS

- | Dress before first use
- | Hard ferrous materials
- | Nickel base-super alloys
- | Hard metals
- | Ceramics

Item No.	Unit	Description
----------	------	-------------

### QUASAR DIAMOND GRINDING DISCS

Description	Grain Size
-------------	------------

for hard materials

- incl. dressing stone (95015076)
- fixation system: Magnetic foil

250 mm Ø

95015006	1 Pc.	QUASAR diamond grinding disc	252 µm
95015007	1 Pc.	QUASAR diamond grinding disc	125 µm
95015008	1 Pc.	QUASAR diamond grinding disc	91 µm
95015009	1 Pc.	QUASAR diamond grinding disc	46 µm

300 mm Ø

95015031	1 Pc.	QUASAR diamond grinding disc	252 µm
95015032	1 Pc.	QUASAR diamond grinding disc	125 µm
95015033	1 Pc.	QUASAR diamond grinding disc	91 µm
95015034	1 Pc.	QUASAR diamond grinding disc	46 µm

### DRESSING/CLEANING STONES

Description
-------------

- for dressing and cleaning of QUASAR and VEGA diamond grinding discs

95015076	1 Pc.	Corundum dressing/cleaning stone
----------	-------	----------------------------------

## Notes

---



---



---



---



---

## Qprep VEGA diamond grinding disc

QPREP Vega is a grinding disc on a zinc-plated metal carrier for planar and pre-grinding of hard materials. On the back side the product is coated with a high-quality non-slip print. The grinding disc is equipped with diamonds bonded in nickel. The functional back print provides secure adhesion to the magnetic foil.



Video:  
How to refresh  
grinding discs

### PRODUCT ADVANTAGES

- | High stock removal
- | Particularly high planarity
- | Very long lifetime

### RECOMMENDED APPLICATIONS

- | No dressing required
- | Hard ferrous materials
- | Composites
- | Ceramics
- | Rocks
- | Possible to grind unmounted samples
- | Especially recommended for manual preparations

Item No.	Unit	Description	
<b>VEGA DIAMOND GRINDING DISCS</b>			
		<b>Description</b>	<b>Grain Size</b>
for hard materials, for planar and pre-grinding			
• incl. cleaning stone (95015076)			
• fixation system: Magnetic foil			
<b>200 mm Ø</b>			
95017836	1 Pc.	VEGA diamond grinding disc	250 µm
95015001	1 Pc.	VEGA diamond grinding disc	125 µm
95015002	1 Pc.	VEGA diamond grinding disc	75 µm
95015003	1 Pc.	VEGA diamond grinding disc	54 µm
95015004	1 Pc.	VEGA diamond grinding disc	25 µm
95015005	1 Pc.	VEGA diamond grinding disc	10 µm
<b>250 mm Ø</b>			
95017837	1 Pc.	VEGA diamond grinding disc	250 µm
95015026	1 Pc.	VEGA diamond grinding disc	125 µm
95015027	1 Pc.	VEGA diamond grinding disc	75 µm
95015028	1 Pc.	VEGA diamond grinding disc	54 µm
95015029	1 Pc.	VEGA diamond grinding disc	25 µm
95015030	1 Pc.	VEGA diamond grinding disc	10 µm
<b>300 mm Ø</b>			
95017838	1 Pc.	VEGA diamond grinding disc	250 µm
95015051	1 Pc.	VEGA diamond grinding disc	125 µm
95015052	1 Pc.	VEGA diamond grinding disc	75 µm
95015053	1 Pc.	VEGA diamond grinding disc	54 µm
95015054	1 Pc.	VEGA diamond grinding disc	25 µm
95015055	1 Pc.	VEGA diamond grinding disc	10 µm
<b>350 mm Ø</b>			
95017839	1 Pc.	VEGA diamond grinding disc	250 µm
95016235	1 Pc.	VEGA diamond grinding disc	125 µm
95016236	1 Pc.	VEGA diamond grinding disc	75 µm
95016237	1 Pc.	VEGA diamond grinding disc	54 µm
95016238	1 Pc.	VEGA diamond grinding disc	25 µm
95016239	1 Pc.	VEGA diamond grinding disc	10 µm



## Qprep CONTERO fine grinding/lapping discs

QPREP CONTERO S and H are universally applicable fine grinding/lapping discs with a specially arranged rigid sanding surface. The abrasive elements consist of a reinforced synthetic resin composite matrix and are applied to a corrosion-resistant metal support. During lapping, diamond suspension is regularly added to the disc, whereby the diamonds are partially anchored in the functional surface. The grain rolling over the disc leads to high removal rates and generates very low-deformation sample surfaces, which can then be easily and efficiently polished.



### CONTERO S: PRODUCT ADVANTAGES

- | High stock removal rate and flatness
- | Long lifetime
- | High edge retention

### RECOMMENDED APPLICATIONS

- | Ideal for soft to medium-hard materials with a hardness of < 300 HV
- | Composites with soft matrix
- | Edge examinations
- | Characterization of layer systems
- | High sample throughput

### CONTERO H: PRODUCT ADVANTAGES

- | Maintenance-free and ready to use out of the box
- | High surface quality and homogeneous scratch pattern
- | High stock removal rate, flatness and edge retention
- | Long lifetime

### RECOMMENDED APPLICATIONS

- | Ideal for medium-hard to hard materials with a hardness of 300 HV or more
- | Edge examinations
- | Characterization of hard coatings
- | Sintered Carbides
- | Cermets (ceramic composite with metal matrix)
- | High sample throughput



Item No.	Unit	Description
<b>CONTERO S FINE GRINDING/LAPPING DISCS</b>		
		<b>Description</b> <b>Ø</b>
for soft to medium-hard materials		
• fixation system: Magnetic foil		
95013194	1 Pc.	Contero S      250 mm
95013196	1 Pc.	Contero S      300 mm

<b>CONTERO H FINE GRINDING/LAPPING DISCS</b>		
		<b>Description</b> <b>Ø</b>
for medium-hard to hard materials		
• Fixation system: Magnetic foil		
95017605	1 Pc.	Contero H      250 mm
95017606	1 Pc.	Contero H      300 mm
95013923	1 Pc.	Contero H      350 mm



to CONTERO: During fine grinding/lapping, diamond suspension must be added.  
We recommend the use of Dia-COMplete in the grain sizes 15-6 µm (see page 101).





# Grinding papers and foils


As an alternative to QPREP grinding discs, specimen preparation is also possible using QPREP grinding papers and foils. These differ in the type of carrier material and the possibility of the fixation systems to be used (Magnetic foil, GALAXY Quick-Tap, GALAXY X-Tap, double-sided adhesive carrier).

### Grinding papers:

- | Foiled back, carrier material paper
- | Self-adhesive back, carrier material paper
- | Paper back, carrier material paper

### Grinding foils:

- | Back foil, carrier material foil



## Notes

---



---



---



---



---




---



---

## Qprep Magnetic foil

For low resilience during grinding (or polishing) as well as best adhesion and easy handling of the QPREP GALAXY fixation systems, the QPREP magnetic foil is perfectly suited.



### PRODUCT ADVANTAGES

- | Low resilience
- | One time application on the working disc of the machine
- | Long service life
- | Different magnetic field strengths

### RECOMMENDED APPLICATIONS

- | For the use of all GALAXY grinding discs and polishing cloths
- | Frequent change of grinding discs and polishing cloths

Item No.	Unit	Description	
<b>MAGNETIC FOIL, SELF-ADHESIVE</b>			
		Ø	thickness
<b>Magnetic foil, strong adhesion</b>			
• to apply on working wheel			
95016345	1 Pc.	200 mm	1 mm
95018002	1 Pc.	230 mm	1 mm
95016346	1 Pc.	250 mm	1 mm
95012161	1 Pc.	300 mm	1 mm
95014137	1 Pc.	350 mm	1 mm
<b>Magnetic foil, strongest adhesion</b>			
• to apply on working wheel			
• increased magnetic adhesion by higher material thickness			
95016298	1 Pc.	200 mm	2 mm
95018003	1 Pc.	230 mm	2 mm
95016300	1 Pc.	250 mm	2 mm
95016301	1 Pc.	300 mm	2 mm
95016302	1 Pc.	350 mm	2 mm



Applying the magnetic foil



Applying GALAXY Quick-Tap on magnetic foil

**FIXATION SYSTEM FOR SILICON GRINDING PAPERS WITHOUT ADHESIVE/FOIL BACKING**

## Qprep GALAXY QUICK-Tap

The reusable fast and time saving fixation system for plain backed grinding paper. As an alternative to the clamping ring and adhesive film, the innovative QPREP GALAXY Quick-Tap is ideally suited for fixing grinding paper without adhesive/foil backing. Designed to be reusable, the thin layer of our new innovative fixation system resists high shear forces and ensures that the plain backed paper adheres securely to the GALAXY Quick-Tap. Like all new Galaxy products, the Quick-Tap features the Qprep Antislip backside for secure retention of the Qprep magnetic film.



Video:  
GALAXY  
QUICK-TAP


**PRODUCT ADVANTAGES**

- | Optimized adhesion
- | Low impact elasticity
- | Reduction of pencil effect and edge rounding
- | Possibility to position the specimen holder beyond the edge of the grinding paper during semi-automatic and automatic specimen preparation
- | Sustainable and resource-saving compared to using grinding paper with adhesive/foil backing
- | Allows hundreds of paper changes

**RECOMMENDED APPLICATIONS**

- | For use with grinding paper without adhesive/foil backing
- | Quick and easy as well as repeated fixation of grinding paper
- | For direct attachment to QPREP magnetic foil

Item No.	Unit	Description
<b>GALAXY QUICK-TAP</b>		
Ø		
<b>GALAXY Quick-Tap (for using with magnetic foil)</b>		
95017587	1 Pc.	200 mm
95018004	1 Pc.	230 mm
95017484	1 Pc.	250 mm
95017485	1 Pc.	300 mm



Applying GALAXY Quick-Tap on magnetic foil




Placing e.g. grinding paper without adhesive/foil backing on GALAXY Quick-Tap

### Qnote

to GALAXY Quick-Tap: Dust and abrasion on the surface of the GALAXY Quick-Tap can reduce the adhesive strength and life of your GALAXY Quick-Tap. We recommend cleaning the adhesive layer with warm water and a few drops of detergent after approximately 100 paper changes. After cleaning, the Quick Tap will regain its original adhesive strength. To permanently protect the surface of the Quick Tap from dust, simply apply fresh, unused abrasive paper after use. This ensures safe, dust-free storage and the GALAXY Quick-Tap is immediately ready for use.

## Qprep Silicon carbide grinding papers without adhesive/foil backing

QPREP silicon carbide grinding papers without adhesive/foil backing can be used individually and are ideally suited for a wide range of varied materials. They offer a high degree of flexibility, especially for frequently changing material variants. The grinding paper without adhesive/foil backing can be fixed directly with the QPREP Quick Tap (to the work disc or magnetic foil) or with the QPREP clamping ring to the work disc. Both ensure low resilience during the grinding process. QPREP silicon carbide grinding paper without adhesive/foil backing is available in diameters of 200 / 230 / 250 and 300 mm and in 15 different grain sizes.



### PRODUCT ADVANTAGES

- | Directionally oriented applied abrasive grains with homogeneous distribution for a high cutting effect and efficient material removal
- | Low resilience

### RECOMMENDED APPLICATIONS

- | All-purpose usage
- | Suitable for planar, pre- and fine grinding steps due to different grain sizes

Item No.	Unit	Description
----------	------	-------------

### SILICON CARBIDE GRINDING PAPERS WITHOUT ADHESIVE/FOIL BACKING

Grain FEPA standard

• Fixation system: GALAXY Quick-Tap or clamping ring  
200 mm Ø

92001811	100 Pcs.	SiC grinding paper, plain backed	P80
92001812	100 Pcs.	SiC grinding paper, plain backed	P120
92001813	100 Pcs.	SiC grinding paper, plain backed	P180
92001814	100 Pcs.	SiC grinding paper, plain backed	P240
92001815	100 Pcs.	SiC grinding paper, plain backed	P320
92001816	100 Pcs.	SiC grinding paper, plain backed	P400
92001817	100 Pcs.	SiC grinding paper, plain backed	P500
92001818	100 Pcs.	SiC grinding paper, plain backed	P600
92001819	100 Pcs.	SiC grinding paper, plain backed	P800
92001820	100 Pcs.	SiC grinding paper, plain backed	P1000
92001821	100 Pcs.	SiC grinding paper, plain backed	P1200
92002634	100 Pcs.	SiC grinding paper, plain backed	2400*
95018063	100 Pcs.	SiC grinding paper, plain backed	2400**
92004557	100 Pcs.	SiC grinding paper, plain backed	P2500
92002640	100 Pcs.	SiC grinding paper, plain backed	4000*
95018067	100 Pcs.	SiC grinding paper, plain backed	4000**

\*slurried (uniform orientation of the abrasive particles), for a finer grinding pattern

\*\*static (electrostatically directed abrasive grains with homogeneous distribution), for a high cutting effect





Item No.	Unit	Description	
<b>SILICON CARBIDE GRINDING PAPERS WITHOUT ADHESIVE/FOIL BACKING</b>			
<b>Grain FEPA standard</b>			
<b>• Fixation system: GALAXY Quick-Tap or clamping ring</b>			
<b>230 mm Ø</b>			
92001568	100 Pcs.	SiC grinding paper, plain backed	P80
92001569	100 Pcs.	SiC grinding paper, plain backed	P120
92001570	100 Pcs.	SiC grinding paper, plain backed	P180
92001571	100 Pcs.	SiC grinding paper, plain backed	P240
92001572	100 Pcs.	SiC grinding paper, plain backed	P320
92001573	100 Pcs.	SiC grinding paper, plain backed	P400
92001574	100 Pcs.	SiC grinding paper, plain backed	P500
92001575	100 Pcs.	SiC grinding paper, plain backed	P600
92001576	100 Pcs.	SiC grinding paper, plain backed	P800
92001577	100 Pcs.	SiC grinding paper, plain backed	P1000
92001578	100 Pcs.	SiC grinding paper, plain backed	P1200
92002635	100 Pcs.	SiC grinding paper, plain backed	2400*
95018064	100 Pcs.	SiC grinding paper, plain backed	2400**
92004558	100 Pcs.	SiC grinding paper, plain backed	P2500
92001579	100 Pcs.	SiC grinding paper, plain backed	4000*
95018068	100 Pcs.	SiC grinding paper, plain backed	4000**
<b>250 mm Ø</b>			
92001581	100 Pcs.	SiC grinding paper, plain backed	P80
92001582	100 Pcs.	SiC grinding paper, plain backed	P120
92001583	100 Pcs.	SiC grinding paper, plain backed	P180
92002369	100 Pcs.	SiC grinding paper, plain backed	P240
92001585	100 Pcs.	SiC grinding paper, plain backed	P320
92001586	100 Pcs.	SiC grinding paper, plain backed	P400
92001587	100 Pcs.	SiC grinding paper, plain backed	P500
92001588	100 Pcs.	SiC grinding paper, plain backed	P600
92001589	100 Pcs.	SiC grinding paper, plain backed	P800
92001590	100 Pcs.	SiC grinding paper, plain backed	P1000
92001591	100 Pcs.	SiC grinding paper, plain backed	P1200
92002636	100 Pcs.	SiC grinding paper, plain backed	2400*
95018065	100 Pcs.	SiC grinding paper, plain backed	2400**
92004559	100 Pcs.	SiC grinding paper, plain backed	P2500
92001592	100 Pcs.	SiC grinding paper, plain backed	4000*
95018069	100 Pcs.	SiC grinding paper, plain backed	4000**
<b>300 mm Ø</b>			
92001593	100 Pcs.	SiC grinding paper, plain backed	P60
92001594	100 Pcs.	SiC grinding paper, plain backed	P80
92001595	100 Pcs.	SiC grinding paper, plain backed	P120
92001596	100 Pcs.	SiC grinding paper, plain backed	P180
92001597	100 Pcs.	SiC grinding paper, plain backed	P240
92001598	100 Pcs.	SiC grinding paper, plain backed	P320
92001599	100 Pcs.	SiC grinding paper, plain backed	P400
92001600	100 Pcs.	SiC grinding paper, plain backed	P500
92001601	100 Pcs.	SiC grinding paper, plain backed	P600
92001602	100 Pcs.	SiC grinding paper, plain backed	P800
92001603	100 Pcs.	SiC grinding paper, plain backed	P1000
92001604	100 Pcs.	SiC grinding paper, plain backed	P1200
92002637	100 Pcs.	SiC grinding paper, plain backed	2400*
95018066	100 Pcs.	SiC grinding paper, plain backed	2400**
92004560	100 Pcs.	SiC grinding paper, plain backed	P2500
92002154	100 Pcs.	SiC grinding paper, plain backed	4000*
95018070	100 Pcs.	SiC grinding paper, plain backed	4000**

\*slurried (uniform orientation of the abrasive particles),  
for a finer grinding pattern

\*\*static (electrostatically directed abrasive grains with  
homogeneous distribution), for a high cutting effect

## FIXATION SYSTEM FOR SELF-ADHESIVE GRINDING PAPER

# Qprep GALAXY X-Tap

The QPREP GALAXY X-Tap is ideally suited for fast and residue-free attachment of self-adhesive grinding papers and polishing cloths. This special attachment system offers minimal impact elasticity and can be easily attached thanks to the QPREP magnetic film due to its metal support plate. Like all of our newly developed GALAXY products, the GALAXY X-Tap also comes with our Qprep anti-slip back and thus ensures a secure hold on the QPREP magnetic film.



Video:  
GALAXY  
X-TAP


**PRODUCT ADVANTAGES**

- | Quick change of self-adhesive grinding paper or self-adhesive polishing cloths without adhesive residues
- | Low resilience, due to the thin and solid structure of the QPREP GALAXY X-Tap
- | Easier cleaning compared to adhesive carrier disc

**RECOMMENDED APPLICATIONS**

- | Preparations with high edge sharpness
- | Carrier plate for self-adhesive grinding paper and self-adhesive polishing cloths

Item No.	Unit	Description
----------	------	-------------

**GALAXY X-TAP**

Ø


**GALAXY X-Tap (for using with magnetic foil)**

95017019	1 Pc.	200 mm
95017020	1 Pc.	250 mm
95017021	1 Pc.	300 mm
95017022	1 Pc.	350 mm




Applying GALAXY X-Tap on magnetic foil



Placing e.g. self-adhesive grinding paper on GALAXY X-Tap

## Qprep Silicon carbide grinding papers, self-adhesive

Self-adhesive QPREP silicon carbide grinding papers can be used individually and are ideally suited for a wide range of varied materials. They offer a high degree of flexibility, especially for frequently changing material variants. The use of the QPREP GALAXY X-Tap fixation system allows efficient and non-residual changing of the grinding paper between the different grinding stages. Self-adhesive QPREP silicon carbide grinding paper is available in diameters of 200 / 250 / 300 and 350 mm and in 13 different grain sizes.



### PRODUCT ADVANTAGES

- | Directionally oriented applied abrasive grains with homogeneous distribution for a high cutting effect and efficient material removal
- | Very high adhesion on the fixation system
- | Low resilience in conjunction with QPREP GALAXY X-Tap

### RECOMMENDED APPLICATIONS

- | All-purpose usage
- | Suitable for planar, pre- and fine grinding steps due to different grain sizes

Item No.	Unit	Description
----------	------	-------------

### SILICON CARBIDE GRINDING PAPERS, SELF-ADHESIVE

#### Grain FEPA standard

- Fixation system: GALAXY X-Tap

#### 200 mm Ø

92002544	100 Pcs.	SiC grinding paper	P80
92002545	100 Pcs.	SiC grinding paper	P120
92002546	100 Pcs.	SiC grinding paper	P180
92002547	100 Pcs.	SiC grinding paper	P240
92002548	100 Pcs.	SiC grinding paper	P320
92002549	100 Pcs.	SiC grinding paper	P400
92004516	100 Pcs.	SiC grinding paper	P600
92002550	100 Pcs.	SiC grinding paper	P800
92002551	100 Pcs.	SiC grinding paper	P1000
92002638	100 Pcs.	SiC grinding paper	P1200
92002761	100 Pcs.	SiC grinding paper	2400*
95018057	100 Pcs.	SiC grinding paper	2400**
92004561	100 Pcs.	SiC grinding paper	P2500
92002762	100 Pcs.	SiC grinding paper	4000*
95018058	100 Pcs.	SiC grinding paper	4000**

#### 250 mm Ø

92001643	100 Pcs.	SiC grinding paper	P80
92001644	100 Pcs.	SiC grinding paper	P120
92001645	100 Pcs.	SiC grinding paper	P180
92004953	100 Pcs.	SiC grinding paper	P240
92001647	100 Pcs.	SiC grinding paper	P320
92001648	100 Pcs.	SiC grinding paper	P400
92001649	100 Pcs.	SiC grinding paper	P600
92001650	100 Pcs.	SiC grinding paper	P800
92001651	100 Pcs.	SiC grinding paper	P1000
92001652	100 Pcs.	SiC grinding paper	P1200
92002763	100 Pcs.	SiC grinding paper	2400*
95018059	100 Pcs.	SiC grinding paper	2400**
92004563	100 Pcs.	SiC grinding paper	P2500
92002764	100 Pcs.	SiC grinding paper	4000*
95018060	100 Pcs.	SiC grinding paper	4000**

\*slurried (uniform orientation of the abrasive particles), for a finer grinding pattern

\*\*static (electrostatically directed abrasive grains with homogeneous distribution), for a high cutting effect





FIXATION SYSTEM FOR GRINDING FOILS AND PAPERS WITH FOIL BACKING

## Qprep Adhesive carrier disc

The QPREP adhesive carrier is characterized by a nano-surface, which ensured good adhesion and easy removal of the grinding medium. **Alternative fastening systems:** The GALAXY Quick-Tap is compatible with grinding paper with and without foiled back side. For diameters of 350 mm we recommend the GALAXY X-Tap with self-adhesive grinding paper.



**PRODUCT ADVANTAGES**

- | No glue backing, therefore no glue residues
- | Good adhesion to work disc as well as good adhesion to grinding paper and grinding foil
- | Easy removal and repositioning of grinding paper and grinding foil
- | Double sided permanent adhesive and reusable

**RECOMMENDED APPLICATIONS**

- | For direct application to the working disc
- | For use with grinding paper and grinding foil

Item No.	Unit	Description
<b>ADHESIVE CARRIER DISCS, DOUBLE-SIDED</b>		
Ø		
95003607	1 Pc.	250 mm
95003608	1 Pc.	300 mm

Please remove protective foil on both sides before initial use



Applying the adhesive carrier disc



Placing e.g. a grinding paper with foil backing on the adhesive carrier disc

### Notes

---



---



---



---



---

## Qprep Silicon carbide grinding foils

QPREP silicon carbide grinding foils can be used individually and are ideally suited for a wide range of varied materials. They offer a high degree of flexibility, especially for frequently changing material variants. Furthermore, the foils are ideally suited for the "Vakujet" vacuum fixation in the QATM automatic grinding and polishing machine Qpol 300 Bot. QPREP silicon carbide grinding foils are available in diameters of 250 and 300 mm and in 8 different grain sizes.



### PRODUCT ADVANTAGES

- | Suitable for vacuum fixation
- | Particularly high planarity
- | No curling
- | Tear and water resistant, so weakening during the grinding process can be excluded
- | Low resilience
- | Multiple uses possible in connection with QPREP adhesive carrier disc

### RECOMMENDED APPLICATIONS

- | All-purpose usage
- | Suitable for planar, pre- and fine grinding steps due to different grain sizes

Item No.	Unit	Description
<b>SILICON CARBIDE GRINDING FOILS</b>		
<b>Grain FEPA standard</b>		
<b>• Fixation system: Adhesive carrier disc</b>		
<b>250 mm Ø</b>		
92008557	100 Pcs.	SiC grinding foil P120
92008558	100 Pcs.	SiC grinding foil P180
95000899	100 Pcs.	SiC grinding foil P240
92006305	100 Pcs.	SiC grinding foil P320
92006304	100 Pcs.	SiC grinding foil P600
95000900	100 Pcs.	SiC grinding foil P800
92008559	100 Pcs.	SiC grinding foil P1200
92008639	100 Pcs.	SiC grinding foil P2500
<b>300 mm Ø</b>		
92008561	100 Pcs.	SiC grinding foil P120
92008658	100 Pcs.	SiC grinding foil P180
95000902	100 Pcs.	SiC grinding foil P240
92006303	100 Pcs.	SiC grinding foil P320
92006302	100 Pcs.	SiC grinding foil P600
95000903	100 Pcs.	SiC grinding foil P800
92008562	100 Pcs.	SiC grinding foil P1200
92008621	100 Pcs.	SiC grinding foil P2500

## Notes

---



---



---




---



---

## Qprep Silicon carbide grinding paper with foil backing

Silicon carbide grinding paper with foil backing can be used individually and are ideally suited for a wide range of varied materials. They offer a high degree of flexibility, especially for frequently changing material variants. Furthermore, the foiled paper enables the use of the "Vakujet" vacuum fixation in the QATM automatic grinding and polishing machine Qpol 300 Bot. QPREP silicon carbide grinding paper with foil backing is available in diameters of 250 and 300 mm and in 12 different grain sizes. For a diameter of 350 mm we recommend the GALAXY X-Tap with self-adhesive grinding paper.



### PRODUCT ADVANTAGES

- | Suitable for vacuum fixation
- | Directionally oriented applied abrasive grains with homogeneous distribution for a high cutting effect and efficient material removal
- | Ideally suited for the QPREP adhesive carrier disc
- | 12 grain sizes for a wide range of applications

### RECOMMENDED APPLICATIONS

- | All-purpose usage
- | Suitable for planar, pre- and fine grinding steps due to different grain sizes
- | Alternatively also available as self-adhesive version or without adhesive/foil backing

Item No.	Unit	Description	
<b>SILICON CARBIDE GRINDING PAPER WITH FOIL BACKING</b>			
<b>Grain FEPA standard</b>			
<b>• Fixation system: Adhesive carrier disc</b>			
<b>250 mm Ø</b>			
95011928	100 Pcs.	SiC grinding paper with foil backing	P80
95011929	100 Pcs.	SiC grinding paper with foil backing	P120
95011930	100 Pcs.	SiC grinding paper with foil backing	P180
95011931	100 Pcs.	SiC grinding paper with foil backing	P240
95011932	100 Pcs.	SiC grinding paper with foil backing	P320
95011933	100 Pcs.	SiC grinding paper with foil backing	P400
95011934	100 Pcs.	SiC grinding paper with foil backing	P500
95011935	100 Pcs.	SiC grinding paper with foil backing	P600
95011936	100 Pcs.	SiC grinding paper with foil backing	P800
95011937	100 Pcs.	SiC grinding paper with foil backing	P1000
95011938	100 Pcs.	SiC grinding paper with foil backing	P1200
95011939	100 Pcs.	SiC grinding paper with foil backing	P2500
<b>300 mm Ø</b>			
95011943	100 Pcs.	SiC grinding paper with foil backing	P80
95011944	100 Pcs.	SiC grinding paper with foil backing	P120
95011945	100 Pcs.	SiC grinding paper with foil backing	P180
95011946	100 Pcs.	SiC grinding paper with foil backing	P240
95011947	100 Pcs.	SiC grinding paper with foil backing	P320
95011948	100 Pcs.	SiC grinding paper with foil backing	P400
95011949	100 Pcs.	SiC grinding paper with foil backing	P500
95011950	100 Pcs.	SiC grinding paper with foil backing	P600
95011951	100 Pcs.	SiC grinding paper with foil backing	P800
95011952	100 Pcs.	SiC grinding paper with foil backing	P1000
95011953	100 Pcs.	SiC grinding paper with foil backing	P1200
95011954	100 Pcs.	SiC grinding paper with foil backing	P2500









**GATM**  
QUALITY ASSURED  
**Diamantschmiermittel (Alkohobasis) Blau**  
Diamond Lubricant (alcohol based) blue  
5 L  
9500194  
Country of origin: Germany

**GATM** Gprep Consumables  
**Diamantschmiermittel (Wasserbasis) Gelb**  
Diamond Lubricant (water based) yellow  
10 l 95016174  
Country of origin: Germany

**GATM**  
Diamantsusp. (Alkohobasis) poly 9 µm  
Diamond suspension (alcohol based) poly 9 µm  
1 pc. 95016174

**GATM**  
Diamantsuspension Mono 1µm  
Diamond Suspension Mono 1µm  
250 ml



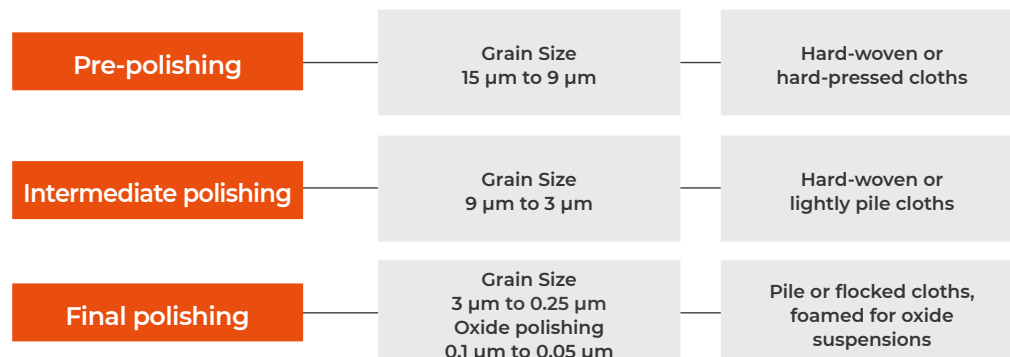


# Consumables for polishing



# Polishing

The polishing of the materialographic specimen serves, similar like grinding and after the grinding step, to remove the deformation introduced into the material. For this purpose, the unbound abrasive/grain is applied to special polishing cloths in gradually finer grain sizes. A distinction is made between three polishing processes with different polishing media:



A wide range of QPREP polishing media, lubricants and polishing cloths is available for this purpose.

## Diamond Suspension

QPREP diamond suspensions are the polishing product of choice for materialographic preparations. The range of different chemical bases (water, alcohol, or oil) allows scratch-free polishing, depending on the application.

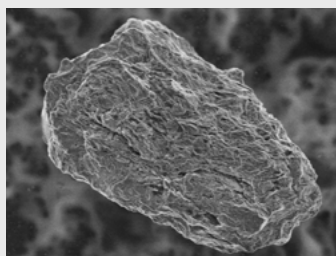
QPREP diamond suspensions are characterized by

- | A narrow tolerance grain size distribution for a uniform scratch pattern.
- | The optimized diamond concentration for high removal rate and time-saving polishing.
- | Suitable for use with all materials.

The abrasive used is (industrial) diamond, which is divided into monocrystalline and polycrystalline, since different levels of material removal rate are achieved.


### Polycrystalline (industrial) diamonds:

It consists of a multi-crystal, which breaks into smaller components when used, thus repeatedly creating new cutting edges (self-sharpening effect). This results in a high material removal rate and time-optimized polishing results.



### Monocrystalline (industrial) diamonds:

It consists of a single crystal that breaks into small slices like a block when used. There is no self-sharpening effect as with polycrystalline diamonds. Due to this, a more material-friendly but also more time-consuming removal rate is achieved during polishing.



QPREP diamond suspensions are used in combination with a lubricant based on water, alcohol, or oil. The right mixing ratio between suspension and lubricant must be observed to achieve correct polishing results. Alternatively, QATM offers the QPREP Dia-COMLETE All-In-One diamond suspension. It contains the lubricant in an optimized ratio, which eliminates the need for manual dosing and mixing of suspension and lubricant.

## Qprep Dia-COMPLETE Poly

QPREP Dia-COMPLETE Poly (polycrystalline) is an all-in-one diamond suspension that is used for a wide range of materials.



### PRODUCT ADVANTAGES

- | High material removal rate
- | Easy handling
- | Optimally adjusted ratio of suspension and lubricant
- | Process reliable and repeatable polishing results
- | Water based
- | Closely tolerated grain size

### RECOMMENDED APPLICATIONS

- | All materials except those sensitive to water
- | Soft to hard materials
- | Manual as well as semi and fully automatic preparation

Item No.	Unit	Description
<b>DIA-COMPLETE POLY, ALL-IN-ONE DIAMOND SUSPENSION</b>		
<b>Grain Size</b>		
<b>Combined product of diamond suspension and lubricant</b>		
95011833	500 ml	0.25 µm
95011839	1 l	0.25 µm
95011845	2.5 l	0.25 µm
95016023	5 l	0.25 µm
95011834	500 ml	1 µm
95011840	1 l	1 µm
95011846	2.5 l	1 µm
95015394	5 l	1 µm
95011835	500 ml	3 µm
95011841	1 l	3 µm
95011847	2.5 l	3 µm
95015395	5 l	3 µm
95011836	500 ml	6 µm
95011842	1 l	6 µm
95011848	2.5 l	6 µm
95015396	5 l	6 µm
95011837	500 ml	9 µm
95011843	1 l	9 µm
95011849	2.5 l	9 µm
95015397	5 l	9 µm
95011844	1 l	15 µm

## QATM prep Dia-COMplete Mono

QPREP Dia-COMplete Mono (monocrystalline) is an all-in-one diamond suspension that is used for a wide range of materials.



Video:  
Diamond Polishing  
Suspensions

**QATM**  
- FORBER CONSULTING  
**NEW FORMULA**  
- OPTIMIZED PERFORMANCE -

### PRODUCT ADVANTAGES

- | Gentle material removal rate
- | Easy handling
- | Optimally adjusted ratio of suspension and lubricant
- | Process reliable and repeatable polishing results
- | Water based
- | Closely tolerated grain size

### RECOMMENDED APPLICATIONS

- | All material besides water-sensitiv materials
- | Soft to hard materials
- | Manual as well as semi and fully automatic preparation

Item No.	Unit	Description
----------	------	-------------

**DIA-COMplete MONO,  
ALL-IN-ONE DIAMOND SUSPENSION**

**Grain Size**

Combined product of diamond suspension and lubricant

Color code  
diamond suspension  
monocrystalline

Grain Size µm	Color
1 µm	Blue
3 µm	Green
6 µm	Yellow
9 µm	Red

95011815	500 ml	1 µm
95011820	1 l	1 µm
95011825	2.5 l	1 µm
95015404	5 l	1 µm
95011816	500 ml	3 µm
95011821	1 l	3 µm
95011826	2.5 l	3 µm
95015405	5 l	3 µm
95011817	500 ml	6 µm
95011822	1 l	6 µm
95011827	2.5 l	6 µm
95015406	5 l	6 µm
95011818	500 ml	9 µm
95011823	1 l	9 µm
95011828	2.5 l	9 µm
95015407	5 l	9 µm

## Qprep Diamond suspension polycrystalline

QPREP diamond suspensions are characterized by the narrow tolerance grain size as well as the optimized concentration of polycrystalline diamonds.



Video:  
Diamond Polishing  
Suspensions

### PRODUCT ADVANTAGES

- | High material removal rate
- | Water based
- | Closely tolerated grain size

### RECOMMENDED APPLICATIONS

- | All material besides water-sensitiv materials
- | Soft to hard materials
- | For manual fine dosing with lubricant

Item No.	Unit	Description
<b>DIAMOND SUSPENSION POLYCRYSTALLINE</b>		
<b>Grain Size</b>		
92002353	250 ml	1 µm
95016017	500 ml	1 µm
92004798	1 l	1 µm
95002761	2.5 l	1 µm
95014519	5 l	1 µm
92002354	250 ml	3 µm
95016018	500 ml	3 µm
92004799	1 l	3 µm
95002762	2.5 l	3 µm
95014520	5 l	3 µm
92002355	250 ml	6 µm
95016019	500 ml	6 µm
92004800	1 l	6 µm
95002763	2.5 l	6 µm
95014521	5 l	6 µm
92002356	250 ml	9 µm
95016020	500 ml	9 µm
92004801	1 l	9 µm
95002764	2.5 l	9 µm
95014522	5 l	9 µm
95005738	1 l	15 µm

## Qprep Diamond suspension monocrystalline

QPREP diamond suspensions are characterized by the narrow tolerance grain size as well as the optimized concentration of monocrystalline diamonds.



Video:  
Diamond Polishing  
Suspensions



### PRODUCT ADVANTAGES

- | Gentle material removal rate
- | Water based
- | Closely tolerated grain size

### RECOMMENDED APPLICATIONS

- | All material besides water-sensitiv materials
- | Soft to hard materials
- | For manual fine dosing with lubricant

Item No.	Unit	Description
----------	------	-------------

### DIAMOND SUSPENSION MONOCRYSTALLINE

#### Grain Size

Color code  
diamond suspension  
monocrystalline

Grain Size $\mu\text{m}$	Color
1 $\mu\text{m}$	Blue
3 $\mu\text{m}$	Green
6 $\mu\text{m}$	Yellow
9 $\mu\text{m}$	Red

92002346	250 ml	1 $\mu\text{m}$
95016012	500 ml	1 $\mu\text{m}$
92004791	1 l	1 $\mu\text{m}$
95002755	2.5 l	1 $\mu\text{m}$
95014514	5 l	1 $\mu\text{m}$
92002347	250 ml	3 $\mu\text{m}$
95016013	500 ml	3 $\mu\text{m}$
92004792	1 l	3 $\mu\text{m}$
95002756	2.5 l	3 $\mu\text{m}$
95014515	5 l	3 $\mu\text{m}$
92002348	250 ml	6 $\mu\text{m}$
95016014	500 ml	6 $\mu\text{m}$
92004793	1 l	6 $\mu\text{m}$
95002757	2.5 l	6 $\mu\text{m}$
95014516	5 l	6 $\mu\text{m}$
92002349	250 ml	9 $\mu\text{m}$
95016015	500 ml	9 $\mu\text{m}$
92004794	1 l	9 $\mu\text{m}$
95002758	2.5 l	9 $\mu\text{m}$
95014517	5 l	9 $\mu\text{m}$

# Qprep Diamond suspension (alcohol-based / oil-based)

For polishing water-sensitive materials, QPREP diamond suspensions based on alcohol or oil are used. These have the same excellent polishing properties as the other diamond suspensions.



Video:  
Diamond Polishing  
Suspensions

## PRODUCT ADVANTAGES

- | Anticorrosive
- | High lubricity with ductile materials
- | Closely tolerated grain size

## RECOMMENDED APPLICATIONS

- | All materials especially materials prone to corrosion
- | Soft to hard materials
- | For manual fine dosing with lubricant



Item No.	Unit	Description
<b>DIAMOND SUSPENSION (ALCOHOL-BASED) POLYCRYSTALLINE</b>		
<b>Grain Size</b>		
95003494	1 l	1 µm
95003495	1 l	3 µm
95003496	1 l	6 µm
95003497	1 l	9 µm



<b>DIAMOND SUSPENSION (ALCOHOL-BASED) MONOCRYSTALLINE</b>		
<b>Grain Size</b>		
95003490	1 l	1 µm
95003491	1 l	3 µm
95003492	1 l	6 µm
95003493	1 l	9 µm

<b>DIAMOND SUSPENSION (OIL-BASED) POLYCRYSTALLINE</b>		
<b>Grain Size</b>		
95002792	1 l	1 µm
95002793	1 l	3 µm
95002794	1 l	6 µm
95002795	1 l	9 µm



## Qprep Diamond spray and paste

As an alternative to the diamond suspension as a polishing product, QATM also offers QPREP diamond spray and diamond paste. These are particularly well suited for commissioning new polishing cloths. When using these, make sure that the QPREP lubricants are also used.



### PRODUCT ADVANTAGES

- | Diamonds attach better to the polishing cloth due to non-liquid carrier medium
- | Closely tolerated grain size
- | High stock removal rate

### RECOMMENDED APPLICATIONS

- | Commissioning of new polishing cloths for higher percentage of bonded diamonds on the polishing cloth

Item No.	Unit	Description
<b>DIAMOND SPRAY POLYCRYSTALLINE</b>		
<b>Grain Size</b>		
<b>CFC-free</b>		
95016025	200 ml	1 µm
95016026	200 ml	3 µm
95016027	200 ml	6 µm
95016028	200 ml	9 µm

<b>DIAMOND PASTE POLYCRYSTALLINE</b>		
<b>Grain Size</b>		
<b>10 g syringe</b>		
92002340	10 g	1 µm
92002341	10 g	3 µm
92002342	10 g	6 µm
92002343	10 g	9 µm
92002344	10 g	15 µm

<b>DIAMOND PASTE MONOCRYSTALLINE</b>		
<b>Grain Size</b>		
<b>10 g syringe</b>		
92002333	10 g	1 µm
92002316	10 g	3 µm
92002335	10 g	6 µm
92002336	10 g	9 µm
92002337	10 g	15 µm



## Qprep Diamond lubricants

QPREP lubricants (diamond lubricants) based on water, alcohol and oil are used with the polishing products mentioned above. The lubricant ensures even distribution of the polishing product on the polishing cloth. In addition, it also serves to cool the cloth and sample while polishing.



Video:  
Diamond Polishing  
Suspensions

**QPREP diamond lubricant yellow** (water-based) is particularly easy to use and provides an even lubricating film on the polishing cloth.

**QPREP diamond lubricant blue** (alcohol-based) has a higher viscosity and surface tension. Due to this, the lubricant remains longer on the polishing cloth. This allows a more economical dosage.

**QPREP diamond lubricant red** (oil based) is an oil - water emulsion and due to its higher viscosity ensures a consistently stable lubricating film on the polishing cloth. Optimal for heat as well as water sensitive materials.



Item No.	Unit	Description
<b>DIAMOND LUBRICANT</b>		
		<b>Color      Characteristics</b>
• for manual dosing with diamond suspension		
92005509	1 l	Yellow - water-based - uniform lubricating film
92004925	2.5 l	Yellow - water-based - uniform lubricating film
92005510	5 l	Yellow - water-based - uniform lubricating film
95016174	10 l	Yellow - water-based - uniform lubricating film
95000901	1 l	Blue - alcohol-based - for water-free preparation
95000911	2.5 l	Blue - alcohol-based - for water-free preparation
95001194	5 l	Blue - alcohol-based - for water-free preparation
95001759	1 l	Red - oil-based - for water-free preparation
95001772	2.5 l	Red - oil-based - for water-free preparation
95001784	5 l	Red - oil-based - for water-free preparation

<b>DIAMOND LUBRICATION CONCENTRATE</b>		
		<b>Color      Characteristics</b>
• for manual dosing with diamond suspension		
95016362	1 l	Blue - for alcohol-based lubricant - for 10 L lubricant, mix with 9 parts of ethanol

<b>ETHANOL</b>		
• individually applicable for intensive cleaning		
95004662	1 l	Ethanol, 99% denatured
95004663	5 l	Ethanol, 99% denatured
95004664	10 l	Ethanol, 99% denatured

## Qprep Fine polishing suspensions

QPREP fine polishing suspensions are the polishing products of choice for the most demanding polishing requirements. In this process, a chemical-mechanical polishing is performed using colloidal silicon dioxide or aluminum oxide. A colloidal suspension is a heterogeneous mixture, in which fine particles are evenly distributed in a liquid, and do not settle. Fine polishing suspensions with colloidal silicon dioxide utilize this stability for effective and gentle polishing, which improves surface quality and consistently delivers high-quality results.



### PRODUCT ADVANTAGES

- | Highest surface qualities
- | Removal of all deformation with vibration polishing
- | Polishing/removing scratches in the range of 0.1 µm to 0.05 µm

### RECOMMENDED APPLICATIONS

- | Detailed microstructure analysis
- | Very soft or very hard and ductile materials

Item No.	Unit	Description			
<b>FINE POLISHING SUSPENSIONS</b>					
		<b>Description</b>	<b>ph-value</b>	<b>Grain Size</b>	
		<b>Fine polishing suspension (Al<sub>2</sub>O<sub>3</sub>)</b> <ul style="list-style-type: none"> <li>• does not crystallize</li> <li>• for ferrous materials, polymers, composites, PCB, rocks and minerals</li> </ul>			
92002534	1 l	Eposil	pH≈8.0	0.06 µm	
		<b>Colloidal silica</b> <ul style="list-style-type: none"> <li>• for polishing, also mixable with diluted etchant</li> <li>• for ferrous and non-ferrous materials, ceramics</li> <li>• especially for soft materials like Al, Cu, Ti and solder joints</li> </ul>			
92002536	1 l	Eposil F	pH≈9.5	0.1 µm	
95013858	1 l	Eposil Non Dry	pH≈9.5	0.05 µm	(does not crystallize)
95013958	10 l	Eposil Non Dry	pH≈9.5	0.05 µm	(does not crystallize)
92002541	1 kg	Eposil M	pH≈9.5	0.06 µm	
		<b>Colloidal silica</b> <ul style="list-style-type: none"> <li>• for titanium, nickel, tin and its alloys</li> </ul>			
95001206	1 kg	Eposil M11	pH≈11.0	0.06 µm	
		<b>Water-free fine polishing suspension</b> <ul style="list-style-type: none"> <li>• e.g. for magnesium, zinc</li> </ul>			
95005033	1 kg	Etosil E	pH≈7.0	0.06 µm	
<b>ALUMINA SUSPENSION, CALCINATED</b>					
		<b>Description</b>		<b>Grain Size</b>	
		<b>Aqueous concentrate, to dilute, 3-5 part of dest. water</b>			
92002533	1 l	Alumina suspension		0.3 µm	
92002532	1 l	Alumina suspension		0.6 µm	
92004950	1 l	Alumina suspension		1 µm	

# Polishing cloths

For a deformation- and relief-free polishing result, choosing the right polishing cloth is crucial. The cloth material and texture (silk, artificial silk, synthetic fibers, wool fabric, felt, flocked or foamed synthetic fabrics) and the resulting impact elasticity play a decisive role in the selection of the suiting polishing cloth. Different fixation systems are also available (GALAXY metal disc with magnetic foil or self-adhesive polishing cloths with GALAXY X-Tap). The GALAXY polishing cloths, optimized with the QPREP anti-slip backing, withstand high shear forces even under high contact pressures and fully loaded sample holders, ensuring a stable polishing process at all times.

At the beginning of **pre-polishing**, polishing cloths with a low resilience (hard cloth material) are selected, as these support the retention of edge sharpness. In comparison to the further polishing steps, a higher material removal is achieved during pre-polishing due to longer polishing times.

Polishing cloths with different resilience are used for **intermediate polishing**. The objective of the polish and the material to be polished are always the determining factors for the selection of a suitable polishing cloth.

**Final polishing** is performed on polishing cloths with a high resilience with short polishing times to avoid relief formation. Final polishing can either be done with diamond suspensions (3  $\mu\text{m}$  - 0.5  $\mu\text{m}$ ) or, for the highest demands for analysis, by using fine polishing suspensions (oxide polish 0.1  $\mu\text{m}$  - 0.05  $\mu\text{m}$ ) or (alumina 1  $\mu\text{m}$  - 0.3  $\mu\text{m}$ ).

The selection of QPREP polishing cloths offers a suitable cloth for every polishing step, which, with the matching QPREP diamond suspension, ensures excellent polishing results.



**PROPERTIES OF QATM POLISHING CLOTHS**

Polishing cloth	Recommended polishing stage	Cloth material & texture	Impact elasticity	Cloth hardness	Recommended grain sizes	Recommended application	Version GALAXY	Version Self-adhesive
ALPHA	Pre-polishing	Laminated chemotextile fabric, perforated	Low	Very hard	15/9 µm	For ceramics, hard metals, cast iron, and aluminum. Particularly long service life, material removal rate, and flatness.	✓	✓
BETA	Pre-polishing	Coated polyester fabric	Low	Hard	15/9/6 µm	Materials with high hardness, steel, cast iron, hard metals, ceramics	✓	✓
DELTA	Pre-and intermediate polishing	Satin-woven acetate silk	Medium	Medium	9/6/3 µm	For carbon steels, precious metals, coatings, plastics (CFRP, GFRP), aluminum	✓	✓
GAMMA	Pre-and intermediate polishing	Satin-woven acetate silk	Medium	Medium	9/6/3 µm	For carbon steels, non-ferrous metals, coatings, plastics (CFRP, GFRP)	✓	✓
PHI	Pre-, intermediate and end polishing	Synthetic fiber	Medium	Medium	9/6/3/1 µm	For ferrous and non-ferrous metals, minerals, ceramics, composite materials	✓	✗
SIGMA	Intermediate and end polishing	Taffeta-bound wool	High	Soft	6/3/1 µm	For all materials	✓	✓
ETA	End polishing	Short-pile synthetic flock	High	Medium	3/1 µm	For all materials of medium to high hardness	✓	✗
IOTA	Final as well as ultra-fine polishing with fine polishing suspension	Dense and long-pile synthetic flock	Very high	Soft	3/1 µm	For all materials, especially hard materials. Suitable for oxide suspensions	✓	✓
ZETA	Final as well as ultra-fine polishing with fine polishing suspension	Dense and short-pile synthetic flock	Very high	Soft	3/1 µm	For all materials. Suitable for oxide suspensions as well as alumina	✓	✓
KAPPA	Ultra-fine polishing with fine polishing suspension	Thick polishing felt	High	Soft		For all materials. Suitable for alumina	✗	✓
OMEGA	Ultra-fine polishing with fine polishing suspension	Roughened polyurethane, porous	High	Soft		For all materials. Suitable for oxide suspensions (chemically resistant)	✓	✓
LAMBDA	Ultra-fine polishing with fine polishing suspension	Textured polyurethane, porous	High	Soft		For all materials. Suitable for oxide suspensions as well as alumina (chemically resistant)	✓	✗



Video:  
Webinar  
Polishing

**Webinar Polishing:** Get a comprehensive insight into our product range and learn how materials, structures and weaves influence the polishing result. Discover how to select the optimal polishing cloth for different materials and materialographic requirements, based on sound theoretical foundations and practical application experience.



**FIXATION SYSTEM FOR GALAXY POLISHING CLOTHS**

## Qprep Magnetic foil for GALAXY polishing cloths

For low resilience during grinding (or polishing) as well as best adhesion and easy handling of the QPREP GALAXY grinding discs (or polishing cloths), the QPREP magnetic foil is perfectly suited.


**PRODUCT ADVANTAGES**

- | Low resilience
- | One time application on the working disc of the machine
- | Long service life
- | Different magnet. field strengths

**RECOMMENDED APPLICATIONS**

- | For the use of all GALAXY grinding discs and polishing cloths
- | Frequent change of grinding discs and polishing cloths

Item No.	Unit	Description	
<b>MAGNETIC FOIL, SELF-ADHESIVE</b>			
		∅	thickness
<b>Magnetic foil, strong adhesion</b>			
• to apply on working wheel			
95016345	1 Pc.	200 mm	1 mm
95018002	1 Pc.	230 mm	1 mm
95016346	1 Pc.	250 mm	1 mm
95012161	1 Pc.	300 mm	1 mm
95014137	1 Pc.	350 mm	1 mm
<b>Magnetic foil, strongest adhesion</b>			
• to apply on working wheel			
• increased magnetic adhesion by higher material thickness			
95016298	1 Pc.	200 mm	2 mm
95018003	1 Pc.	230 mm	2 mm
95016300	1 Pc.	250 mm	2 mm
95016301	1 Pc.	300 mm	2 mm
95016302	1 Pc.	350 mm	2 mm



Applying the magnetic foil



Placing e.g. a GALAXY polishing cloth on the magnetic foil

## Qprep GALAXY polishing cloths

QPREP GALAXY polishing cloths with Qprep Anti-Slip backing offer the right cloth material for all materials and analysis purposes, with a secure grip on the magnetic foil every time.



Video:  
GALAXY  
polishing cloths



### PRODUCT ADVANTAGES

- | Faster application because there is no need to glue on the polishing cloth
- | Low resilience due to metallic carrier plate
- | Easier handling due to grip tabs on the carrier plate

### RECOMMENDED APPLICATIONS

- | Process-reliable and reproducible polishing results
- | Use with GALAXY magnetic foil

Item No.	Unit	Description
----------	------	-------------

### GALAXY POLISHING CLOTH WITH METAL BACK

#### Description Ø

#### GALAXY – ALPHA

- Suitable for pre-polishing
- Very hard, perforated chemical fiber cloth
- For ceramics, hard metal, steel, grey cast iron, aluminum
- High lifetime and planarity
- For use with diamond grain size: 15/9 µm
- Fixation system: Magnetic foil

95001407	5 Pcs.	Alpha 200 mm
95001408	5 Pcs.	Alpha 250 mm
95001409	5 Pcs.	Alpha 300 mm
95013994	5 Pcs.	Alpha 350 mm

#### GALAXY – BETA


- Suitable for pre-polishing
- Hard synthetic cloth
- Materials with high hardness, steel, grey cast iron, hard metal, ceramics
- High removal rate
- For use with diamond grain size: 15/9/6 µm
- Fixation system: Magnetic foil


95001410	5 Pcs.	Beta 200 mm
95001411	5 Pcs.	Beta 250 mm
95001412	5 Pcs.	Beta 300 mm
95013995	5 Pcs.	Beta 350 mm

#### GALAXY – DELTA

- Suitable for pre- & intermediate polishing
- Medium-hard silk cloth
- C-steels, precious metal, plastics [CFK, GFK], coatings, aluminum
- For use with diamond grain size: 9/6/3 µm
- Fixation system: Magnetic foil

95001413	5 Pcs.	Delta 200 mm
95001414	5 Pcs.	Delta 250 mm
95001415	5 Pcs.	Delta 300 mm
95013996	5 Pcs.	Delta 350 mm





Item No.	Unit	Description
----------	------	-------------

### GALAXY POLISHING CLOTH WITH METAL BACK

#### Description Ø

##### GAMMA – Polishing cloth

- Suitable for pre- & intermediate polishing
- Medium-hard silk cloth
- C-steels, precious metal, coatings, plastics [CFK, GFK],
- For use with diamond grain size: 9/6/3 µm
- Fixation system: Magnetic foil

95017588	5 Pcs.	Gamma 200 mm
95017589	5 Pcs.	Gamma 250 mm
95017590	5 Pcs.	Gamma 300 mm

##### GALAXY – PHI

- Suitable for pre-, intermediate-, and end polishing
- Medium-hard chemical fiber cloth
- For iron, non-ferrous metals, minerals, ceramics, composite materials
- For use with diamond grain size: 9/6/3/1 µm
- Fixation system: Magnetic foil

95012739	5 Pcs.	Phi 200 mm
95012740	5 Pcs.	Phi 250 mm
95012741	5 Pcs.	Phi 300 mm
95014002	5 Pcs.	Phi 350 mm

##### GALAXY – SIGMA

- Suitable for intermediate and end polishing
- Soft wool cloth
- For all materials
- For use with diamond grain size: 6/3/1 µm
- Fixation system: Magnetic foil

95001416	5 Pcs.	Sigma 200 mm
95001417	5 Pcs.	Sigma 250 mm
95001418	5 Pcs.	Sigma 300 mm
95013997	5 Pcs.	Sigma 350 mm

##### GALAXY – ETA

- Suitable for end polishing
- Short flocked, medium-hard synthetic cloth
- For all materials of medium and high hardness
- For use with diamond grain size: 3/1 µm
- Fixation system: Magnetic foil

95016832	5 Pcs.	Eta 200 mm
95016833	5 Pcs.	Eta 250 mm
95016834	5 Pcs.	Eta 300 mm
95016835	5 Pcs.	Eta 350 mm

##### GALAXY – IOTA

- Suitable for end polishing as well as fine polishing with fine polishing suspension
- Long flocked, soft synthetic cloth
- For all materials, especially hard materials
- For use with diamond grain size: 3/1 µm
- Suitable for oxide suspensions
- Fixation system: Magnetic foil

95001419	5 Pcs.	Iota 200 mm
95001420	5 Pcs.	Iota 250 mm
95001421	5 Pcs.	Iota 300 mm
95013998	5 Pcs.	Iota 350 mm



**FIXATION SYSTEM FOR SELF-ADHESIVE POLISHING CLOTHS**

## Qprep GALAXY X-Tap

The QPREP GALAXY X-Tap is ideally suited for fast and residue-free attachment of self-adhesive grinding papers and polishing cloths. This special fastening system offers low impact elasticity and can be easily applied to the QPREP magnetic foil thanks to its metal carrier plate. Like all our newly developed GALAXY products, the GALAXY X-Tap is also equipped with a QPREP anti-slip backing, ensuring a secure hold on the QPREP magnetic foil.



Video:  
GALAXY  
X-TAP

**PRODUCT ADVANTAGES**

- | Quick change of self-adhesive grinding paper or self-adhesive polishing cloths without adhesive residues
- | Low resilience, due to the thin and solid structure of the QPREP GALAXY X-Tap
- | Easier cleaning compared to adhesive carrier disc

**RECOMMENDED APPLICATIONS**

- | Preparations with high edge sharpness
- | Carrier plate for self-adhesive grinding paper and self-adhesive polishing cloths

Item No.	Unit	Description
<b>GALAXY X-TAP</b>		
Ø		
<b>GALAXY X-Tap (for using with magnetic foil)</b>		
95017019	1 Pc.	200 mm
95017020	1 Pc.	250 mm
95017021	1 Pc.	300 mm
95017022	1 Pc.	350 mm



Applying GALAXY X-Tap on magnetic foil



Placing e.g. self-adhesive polishing cloth on GALAXY X-Tap

## Qprep Polishing cloths, self-adhesive

QPREP polishing cloths offer the right cloth material for all materials and analysis purposes.



### PRODUCT ADVANTAGES

- Optimized adhesive backing ensures uniform fixing over the entire surface on the fixation system and realized no slipping or detachment of the polishing cloth

### RECOMMENDED APPLICATIONS

- For use with GALAXY X-Tap system

Item No.	Unit	Description
----------	------	-------------

### POLISHING CLOTHS, SELF-ADHESIVE

#### Description Ø

#### ALPHA – Polishing cloth

- Suitable for pre-polishing
- Very hard, perforated chemical fiber cloth
- For ceramics, hard metal, steel, grey cast iron, aluminum
- High lifetime and planarity
- For use with diamond grain size: 15/9 µm
- Fixation system: GALAXY X-Tap

92002564	5 Pcs.	Alpha 250 mm
92002573	5 Pcs.	Alpha 300 mm

Special sizes available on request (up to Ø 1300 mm)




#### BETA – Polishing cloth

- Suitable for pre-polishing
- Hard synthetic cloth
- Materials with high hardness, steel, grey cast iron, hard metal, ceramics
- High removal rate
- For use with diamond grain size: 15/9/6 µm
- Fixation system: GALAXY X-Tap

95006572	5 Pcs.	Beta 250 mm
95006573	5 Pcs.	Beta 300 mm

Special sizes available on request (up to Ø 1300 mm)



#### DELTA – Polishing cloth


- Suitable for pre- & intermediate polishing
- Medium-hard silk cloth
- C-steels, precious metal, plastics [CFK, GFK], coatings, aluminum
- For use with diamond grain size: 9/6/3 µm
- Fixation system: GALAXY X-Tap

92008802	5 Pcs.	Delta 250 mm
92008803	5 Pcs.	Delta 300 mm


Special sizes available on request (up to Ø 1300 mm)



Item No.	Unit	Description
<b>POLISHING CLOTHS, SELF-ADHESIVE</b>		
<b>Description</b> ∅		
<b>GAMMA – Polishing cloth</b> <ul style="list-style-type: none"> <li>• Suitable for pre- &amp; intermediate polishing</li> <li>• Medium-hard silk cloth</li> <li>• C-steels, precious metal, coatings, plastics [CFK, GFK],</li> <li>• For use with diamond grain size: 9/6/3 µm</li> <li>• Fixation system: GALAXY X-Tap</li> </ul>		
92002567	5 Pcs.	Gamma 250 mm
92002576	5 Pcs.	Gamma 300 mm
Special sizes available on request (up to ∅ 1300 mm)		
<b>PHI – Polishing cloth</b> <ul style="list-style-type: none"> <li>• Suitable for pre-, intermediate-, and end polishing</li> <li>• Medium-hard chemical fiber cloth</li> <li>• For iron, non-ferrous metals, minerals, ceramics, composite materials</li> <li>• For use with diamond grain size: 9/6/3/1 µm</li> <li>• Fixation system: GALAXY X-Tap</li> </ul>		
92005679	5 Pcs.	Phi 250 mm
92005680	5 Pcs.	Phi 300 mm
Special sizes available on request (up to ∅ 1300 mm)		
<b>SIGMA – Polishing cloth</b> <ul style="list-style-type: none"> <li>• Suitable for pre- &amp; intermediate polishing</li> <li>• Soft wool cloth</li> <li>• For all materials</li> <li>• For use with diamond grain size: 6/3/1 µm</li> <li>• Fixation system: GALAXY X-Tap</li> </ul>		
92008811	5 Pcs.	Sigma 250 mm
92008812	5 Pcs.	Sigma 300 mm
Special sizes available on request (up to ∅ 1300 mm)		
<b>ETA – Polishing cloth</b> <ul style="list-style-type: none"> <li>• Suitable for end polishing</li> <li>• Short flocked, medium-hard synthetic cloth</li> <li>• For all materials of medium and high hardness</li> <li>• For use with diamond grain size: 3/1 µm</li> <li>• Fixation system: GALAXY X-Tap</li> </ul>		
95016829	5 Pcs.	Eta 250 mm
95016830	5 Pcs.	Eta 300 mm
Special sizes available on request (up to ∅ 1300 mm)		
<b>IOTA – Polishing cloth</b> <ul style="list-style-type: none"> <li>• Suitable for end polishing as well as fine polishing with fine polishing suspension</li> <li>• Long flocked, soft synthetic cloth</li> <li>• for all materials, especially hard materials</li> <li>• For use with diamond grain size: 3/1 µm</li> <li>• Suitable for oxide suspensions</li> <li>• Fixation system: GALAXY X-Tap</li> </ul>		
95002394	5 Pcs.	Iota 250 mm
95002395	5 Pcs.	Iota 300 mm
Special sizes available on request (up to ∅ 1300 mm)		




Item No.	Unit	Description
<b>POLISHING CLOTHS, SELF-ADHESIVE</b>		
<b>Description Ø</b>		
<b>ZETA – Polishing cloth</b> <ul style="list-style-type: none"> <li>• Suitable for end polishing as well as fine polishing with fine polishing suspension</li> <li>• Short flocked, soft synthetic cloth</li> <li>• for all materials</li> <li>• For use with diamond grain size: 3/1 µm</li> <li>• Suitable for oxide suspensions as well as alumina</li> <li>• Fixation system: GALAXY X-Tap</li> </ul>		
92005683	5 Pcs.	Zeta 250 mm
92005684	5 Pcs.	Zeta 300 mm
Special sizes available on request (up to Ø 1300 mm)		




<b>KAPPA – Polishing cloth</b> <ul style="list-style-type: none"> <li>• Suitable for fine polishing with fine polishing suspension</li> <li>• Soft polishing felt</li> <li>• For all materials</li> <li>• Suitable for alumina</li> <li>• Fixation system: GALAXY X-Tap</li> </ul>		
92002572	5 Pcs.	Kappa 250 mm
92002581	5 Pcs.	Kappa 300 mm
Special sizes available on request (up to Ø 1300 mm)		



<b>OMEGA – Polishing cloth</b> <ul style="list-style-type: none"> <li>• Suitable for fine polishing with fine polishing suspension</li> <li>• Soft synthetic cloth (chemical resistant)</li> <li>• For all materials</li> <li>• Suitable for oxide suspensions</li> <li>• Fixation system: GALAXY X-Tap</li> </ul>		
92002571	5 Pcs.	Omega 250 mm
92002580	5 Pcs.	Omega 300 mm
Special sizes available on request (up to Ø 1300 mm)		



<b>LAMBDA – Polishing cloth</b> <ul style="list-style-type: none"> <li>• Suitable for fine polishing with fine polishing suspension</li> <li>• Brushed, structured synthetic cloth (chemical resistant)</li> <li>• For all materials</li> <li>• Suitable for oxide suspensions as well as alumina</li> <li>• Fixation system: GALAXY X-Tap</li> </ul>		
95003598	5 Pcs.	Lambda 250 mm
95003599	5 Pcs.	Lambda 300 mm
Special sizes available on request (up to Ø 1300 mm)		



## Notes

---



---



---



---

## Qprep Media carrier plate for Qpol 250 BOT

During preparation using the Qpol 250 BOT, the grinding wheels/papers and polishing cloths are placed on a media carrier plate specially designed for the machine. Can be equipped with QPREP magnetic foil for use with QPREP GALAXY media.



### PRODUCT ADVANTAGES

- | Quick exchange/selection of grinding papers / polishing cloths possible due to up to 16 stored media carrier plates
- | Secure fixing of the media carrier plate by means of vacuum suction (Vakujet)

### RECOMMENDED APPLICATIONS

- | Fully automatic preparation using Qpol 250 BOT

Item No.	Unit	Description
<b>MEDIA CARRIER PLATE FOR QPOL 250 BOT</b>		
		Ø
		• for grinding and polishing robot Qpol 250 BOT (SAPHIR X-Change)
95005867	1 Pc.	250 mm

### Notes

---

---

---

---

---

---

---

---

---

---

---

---

---

---

---

---

---

---

---

---

---

---

---

---

---

---

## Qprep Filter inserts for settling tank

During grinding and polishing, various fine residual materials are produced. These originate from the sample (chips), the grinding wheel (wear/abrasion) as well as parts of the polishing media. To avoid entering of the wastewater system and the pumps these residuals have to be filtered. Suitable filter fleeces with the correct mesh sizes in the sedimentation tank prevents damage to the machines and ensure a safe process.



Item No.	Unit	Description	Dimensions	Mesh size
<b>FILTER INSERTS</b>				
<b>Filter inserts for settling tank (until year of construction 2012)</b>				
95017310	5 Pcs.	Fleece	290 x 150 x 190 mm	40 µm
95017311	5 Pcs.	Fleece	290 x 150 x 190 mm	60 µm
<b>Filter inserts for settling tank (from year of construction 2013)</b>				
95017312	5 Pcs.	Fleece	250 x 200 x 155 mm	60 µm
95017313	5 Pcs.	Fleece	250 x 200 x 155 mm	100 µm

## Qprep Filter cartridges for Qpol 300 BOT

The Qpol 300 BOT grinding and polishing machine automates the entire preparation process, including cleaning the sample holders between preparation steps. The cleaning station is used for fully automatic, multi-stage cleaning of the sample with water, ultrasound and air and optionally with ethanol. The cleaning medium in the ultrasonic tank is cleaned using an integrated recirculating filter system. The filter cartridges of this recirculating filter system are interchangeable and available in different mesh sizes.



Item No.	Unit	Description	Filter fineness	Height	Inner-Ø	Outer-Ø
<b>FILTER CARTRIDGES FOR QPOL 300 BOT</b>						
<b>Filter cartridge 5 µm for circulation filter system of the ultrasonic cleaning tank</b>						
92007119	1 Pc.	5 µm	5 µm	248 mm	28 mm	64 mm
<b>Filter cartridge 150 µm for circulation filter system of the ultrasonic cleaning tank</b>						
92007120	1 Pc.	150 µm	150 µm	248 mm	28 mm	62 mm

### Notes

---



---



---



---



---



---



---





# Consumables and accessories for geology and mineralogy



## Qprep Geology and mineralogy



Materialographic sample preparation is an essential step in the qualitative and quantitative analysis of geological and mineralogical samples. Whether you want to analyze rocks, ores, minerals or fossils, you need a reliable and precise method to cut, mount, grind and polish your samples.

With QATM equipment and consumables, you can optimize this process and achieve high-quality results.

Item No.	Unit	Description
----------	------	-------------

### CONSUMABLES AND ACCESSORIES FOR GEOLOGY AND MINERALOGY

#### Description

##### Bonding jig

- For fixing the thin sections on microscope slides and covering the samples with coverslips
- Special pressure transducers for the simultaneous processing of four samples
- For traditional mounting media and adhesives



95017722	1 Pc.	Bonding jig
----------	-------	-------------

#### Slides

95017713	50 Pcs.	Slide 48x28 mm, cut edges, clear
95017714	50 Pcs.	Slide 48x28 mm, ground edges, clear
95017715	50 Pcs.	Slide 48x28 mm, cut edges, matted
95017716	50 Pcs.	Slide 48x28 mm, ground edges, matted



#### Coverslip

95017717	100 Pcs.	Coverslip 24x24 mm
95017718	100 Pcs.	Coverslip 24x40 mm





#### Slide boxes

- For safe storage of 48x28 mm microscope slides, wood, sustainable and durable

95017719	1 Pc.	Slide box for 25 slides, wood
95017720	1 Pc.	Slide box for 50 slides, wood
95017721	1 Pc.	Slide box for 100 slides, wood



Item No.	Unit	Description
<b>Cover medium</b> • For sticking and covering the samples, crystal clear covering medium		
95017723	100 ml	Cover medium, xylene free
<b>Holder for slides</b>		
95017724	1 Pc.	Hand sample holder for 48x28 mm slides cast aluminum, ergonomic working on manual grinding machines, 56x36x20 mm
95017725	1 Pc.	Holder for microscope slides 76x32 to 48x28 mm for microscopy, for the use of all microscope slides, 2.0 mm thick
 		
<b>Sample holders</b>		
Z5446091	1 Pc.	Sample holder Geology, single pressure, incl. 3x sample holder insert 'Giessener format' 48x28 mm
Z5651021	1 Pc.	Sample holder Qpol Vibro for thin sections, 'Giessener format' 48x28 mm

## Notes

---

---

---

---

---

---

---

---

---

---

---

---

---

---

---

---

---

---

---

---

---

---

---

---

---



# Consumables for etching and analyzing



# Qprep Etching



QATM offers a wide range of etchants for contrasting as well as for qualitative and quantitative analysis of microstructures. Different QPREP etchants are available for macro and micro etching as well as electrolytic etching.

Item No.	Unit	Description
<b>ELECTROLYTIC ETCHANTS</b>		
<b>Description</b>		
<b>Electrolyte for stainless steel, aluminum, aluminum alloys and special materials</b>		
• for electrolytic etching/polishing		
92002680	1 Pc.	K1 - Part A, equals 1 litre in combination with Part B
92002980	1 Pc.	K1 - Part B (perchloric acid), equals 1 litre in combination with Part A
<b>Electrolyte for titanium</b>		
92003011	1 Pc.	T1 - Part A, equals 1 litre in combination with Part B
92003012	1 Pc.	T1 - Part B (perchloric acid), equals 1 litre in combination with Part A
<b>Electrolyte for grey iron</b>		
92003014	1 Pc.	F1 - Part A, equals 1 litre in combination with Part B
92003015	1 Pc.	F1 - Part B (perchloric acid), equals 1 litre in combination with Part A
• Shipping of hazardous materials will be charged extra		
• Download of Safety Data Sheets at <a href="http://www.qatm.com">www.qatm.com</a>		
<b>1-component electrolytic etchant</b>		
95017935	1 l	Oxalic acid 10%, electrolytic etchant for Cr and CrNi steels, for carbide precipitation at grain boundaries in ferritic and austenitic alloys
95006393	1 l	Barker reagent (for Aluminum grain boundaries)

## ACCESSORIES FOR QETCH 100 M (KRISTALL 650)

<b>Description</b>		
<b>Electrolyte-bottle with screw top</b>		
95003955	1 Pc.	Volume 1 litre
<b>Accessories set for Qetch 100 M (Kristall 650) in suitcase</b>		
Z6201001	1 Pc.	Suitcase (single-order No.): • 5 pcs V-ring (Order No.: 95003606) • 1 pc profile ring material, appr. 150 mm (Order No.: 06201052) • 1 pc flexible end piece for profile ring (Order No.: 06201051) • 1 pc tube cutter (Order No.: 95004030) • 10 pcs filter pads $\varnothing$ 40.5 mm (Order No.: 95003985) • 1 pc dolphin clamp (Order No.: 82000374)



UP TO 40%  
FASTER THAN  
VISIPRO-I

Item No.	Unit	Description
<b>ETCHANTS</b>		
<b>Description</b>		
<b>Ready-to-use etching solutions for microstructural contrasting</b>		
95014346	500 ml	VisiPro-I Etchant for visualizing the former austenitic grain boundaries (for quenched or tempered low-alloy quenched and tempered steels and case-hardened steels)
95014347	1 l	VisiPro-I Etchant for visualizing the former austenitic grain boundaries (for quenched or tempered low-alloy quenched and tempered steels and case-hardened steels)
95017581	500 ml	VisiPro-I Fast etchant for visualization of former austenite grain boundaries on quenched and tempered unalloyed and low alloy steels through bearing steels (e.g. 102Cr6). Etching time: approximately 2 to 6 minutes, depending on the material.
95017582	1 l	VisiPro-I Fast etchant for visualization of former austenite grain boundaries on quenched and tempered unalloyed and low alloy steels through bearing steels (e.g. 102Cr6). Etching time: approximately 2 to 6 minutes, depending on the material.
95014348	500 ml	VisiPro-II Etchant for visualizing the former austenitic grain boundaries (for quenched or tempered low-alloy quenched, tempered case hardening steels and anti-friction bearing steels)
95014349	1 l	VisiPro-II Etchant for visualizing the former austenitic grain boundaries (for quenched or tempered low-alloy quenched, tempered case hardening steels and anti-friction bearing steels)
92002601	1 kg	Heyn Etchant (for steel, phosphorous segregations, macro etching, copper alloys, brass)
95000508	500 ml	Copper A, chloride version (for Cu, Cu-alloys, brass and bronze)
92002602	1 kg	Adler Etchant (for steel, weldings, macro etching)
92002603	1 l	Alcoholic picric acid, 5% Picral (for steel, martensite)
92006878	1 l	Alcoholic Nitric Acid 5% Nital (for unalloyed and low alloyed steels)
92002597	1 l	Alcoholic nitric acid, 3% Nital (for unalloyed and low alloyed steels)
92002596	1 l	Alcoholic nitric acid, 1% Nital (for unalloyed and low alloyed steels)
92002605	1 kg	V2A etchant (for austenitic steels), applied at approximately 60°C, contains the additive Dr. Vogel's economy etchant, which acts as an inhibitor and optimizes etching performance.
92002678	1 kg	Sodium hydroxide solution (for aluminum alloys)
92004240	1 kg	Oberhoffer Etchant (for steel, segregations, flow-lines, macro/micro etching)
92004492	1 kg	Kroll Etchant (for aluminum alloys, titanium)
92004493	1 kg	Fry Etchant (for steel, macro/micro etching, flow lines)
92004222	1 kg	CU2 etching fluid (copper, copper with sulfide and oxide inclusions)
92002750	1 kg	Sodium picrate (for cementite detection in steel)
95002313	1 l	Kalling 1 Etchant (for martensitic stainless steel)
95002347	1 kg	Kalling 2 Etchant (for nickel, nickel alloys, stainless steels, nickel-copper alloys)
95002434	1 l	Color etching according to Klemm I (for low carbon steels), stock solution
95002390	20 g	Potassium bisulfite for Klemm I
95002435	1 l	Color etching according to Klemm II (copper, solder joints), stock solution
95002391	50 g	Potassium bisulfite for Klemm II
95002436	1 l	Bechet-Beaujard Etchant, prior austenite grain boundaries
95002408	1 kg	Murakami Etchant (for hard metals, molybdenum/molybdenum alloys, chromium alloys, tungsten and tungsten alloys)

Download of Safety Data Sheets at [www.qatm.com](http://www.qatm.com)



## Qprep Analyzing



When analyzing samples, QPREP offers support for the correct analysis of samples via specialist literature, cleaning products, desiccator, personal protective equipment, and more equipment.

Item No.	Unit	Description
<b>SAFETY EQUIPMENT</b>		
<b>Description</b>		
<b>Face protection shield according to DIN EN 166 13 - S complete protection of face, unlimited field of view, acids and bases, resistant, robust plastic material, shatterproof, scratch-resistant</b>		
95002951	1 Pc.	Face protection shield, according to DIN EN 166 13 - S
<b>Protective laboratory apron, made of PVC, with neck and side bonds, clean edges, without fabrics</b>		
95004848	1 Pc.	Protective laboratory apron, 900 x 1100 x 0.5 mm
<b>Nitrile disposable gloves, blue (conforms to EN 374, EN 455)</b>		
95008893	100 Pcs.	Nitrile disposable gloves, blue, size M
95007658	100 Pcs.	Nitrile disposable gloves, blue, size L
95008208	100 Pcs.	Nitrile disposable gloves, blue, size XL
<b>Nitrile disposable gloves, green (conforms to EN 374, EN 455)</b>		
95017880	100 Pcs.	Nitrile disposable gloves, green, size M
95017881	100 Pcs.	Nitrile disposable gloves, green, size L
95017882	100 Pcs.	Nitrile disposable gloves, green, size XL
<b>Nitrile disposable gloves, orange (conforms to EN 21420, EN 374, EN 455)</b>		
95017911	50 Pcs.	Nitrile disposable gloves, orange, size M
95017912	50 Pcs.	Nitrile disposable gloves, orange, size L
95017913	50 Pcs.	Nitrile disposable gloves, orange, size XL
<b>Protective gloves black, comply with standard EN 388, EN 374</b>		
95003208	1 Pair	Protective gloves, black, size L - high resistance to water-soluble chemicals - very durable
<b>Safety goggles conforms to EN 166, length-adjustable</b>		
92005963	1 Pc.	Safety goggles conforms to EN 166



Item No.	Unit	Description
<b>OTHER LABORATORY ACCESSORIES</b>		
<b>Description</b>		
<b>Mounting adhesive</b>		
92002779	100 g	Mounting adhesive 100 g, excellent bonding for metals and ceramics
<b>Cotton wool</b>		
92002630	200 g	Cotton wool
<b>Specimen cleaning wipes</b>		
92008773	100 Pcs.	Specimen cleaning wipes
<b>Sample protection laquer</b>		
92004428	300 ml	Sample protection laquer, spray (conservation of samples)
<b>Bottles</b>		
92008770	1 Pc.	Bottle, 250 ml
92002432	1 Pc.	Spray bottle, 500 ml
92004491	1 Pc.	Washing bottle with narrow neck, 500 ml
<b>Measuring cylinder</b>		
92004302	1 Pc.	Measuring cylinder, 50 ml
92004303	1 Pc.	Measuring cylinder, 100 ml



Item No.	Unit	Description
<b>SPECIMEN DRYING UNIT</b>		
<b>Description</b>		
<b>Specimen drying unit</b>		
<ul style="list-style-type: none"> <li>• Hot air blower with push button</li> <li>• Frame made of HPL solid material</li> <li>• Stainless steel tray made of perforated sheet for placing specimens</li> <li>• With underlying water protection mat</li> <li>• Dimensions W x H x D: 350 x 670 x 370 mm</li> </ul>		
A5810355	1 Pc.	Specimen drying unit for set up on table
A5810419	1 Pc.	Specimen drying unit, with wall bracket



<b>ULTRASONIC CLEANING DEVICES</b>		
<b>Description</b>		
<b>Ultrasonic cleaning device 100</b>		
Interior approx. W x H x D: 240 x 140 x 100 mm, capacity: 3 liters HF power: 80 W, connection: 230 V/50 Hz (1 Ph/N/PE)		
92002613	1 Pc.	US 100, rotary knob operation
92008794	1 Pc.	DT 100, digital push-button operation
92002609	1 Pc.	Perforated hanging basket
95017798	1 Pc.	Lid



<b>Ultrasonic cleaning device 106</b>		
Internal diameter/height: 240/130 mm, capacity: 5.6 liters HF power: 120 W, connection: 230 V/50 Hz (1 Ph/N/PE)		
92005839	1 Pc.	US 106, rotary knob operation
95001285	1 Pc.	DT 106, digital push-button operation
92005840	1 Pc.	Perforated hanging basket
92005841	1 Pc.	Lid VA
Additional ultrasonic cleaning devices available upon request		

Item No.	Unit	Description
<b>CLEANING CONCENTRATE</b>		
<b>Description</b>		
Cleaning concentrate, alkaline <ul style="list-style-type: none"> <li>• for universal use and intensive cleaning</li> <li>• use 1 - 5%, pH 10 at 2%, removes oils, fats, silicon oil residues, pigments, ink and proteins</li> </ul>		
92002614	1 l	Tickopur R 33
<b>CLEANING AIDS</b>		
<b>Description</b>		
<ul style="list-style-type: none"> <li>• individually applicable for intensive cleaning</li> </ul>		
95004662	1 l	Ethanol, 99% denatured
95004663	5 l	Ethanol, 99% denatured
95004664	10 l	Ethanol, 99% denatured
92004510	1 l	Acetone, chemically pure, for degreasing of sample surfaces
<b>PANE CLEANING FOR FUME CUPBOARD</b>		
<b>Description</b>		
Pane cleaning set in suitcase		
Z7510002	1 Pc.	<ul style="list-style-type: none"> <li>• Pane wiper magnet</li> <li>• 2x 30 pcs. cleaning cloths</li> </ul>
<b>ELECTRIC ENGRAVING DEVICE</b>		
<b>Description</b>		
95006339	1 Pc.	Electric engraving device for marking metal, glass, and plastic with 6 different tips
Z5690032	1 Pc.	Replacement tip set
<b>REPLICATION SET</b>		
<b>Description</b>		
Replica system for non-destructive analyzing of microstructures quick cured 2 components compound for applying to surfaces; the cured replica can be removed easily and analysed directly		
92006498	2x50 ml	2-components-compound
92006609	1 Pc.	Dosing gun
92008692	48 Pcs.	Mixing tube
<b>ASSEMBLY CLEANER</b>		
<b>Description</b>		
for sample preparation, for replication set, in spray can		
92004376	500 ml	Assembly cleaner spray
<b>PRECISION REPLICATION MATERIAL</b>		
<b>Description</b>		
Replica system for surface structures (metallic or mineral), for surface roughness inspection (R, Ra)		
95001664	900 ml	2-components-compound standard



Item No.	Unit	Description
<b>ACCESSORIES FOR MICROSCOPY</b>		
<b>Description</b>		
<b>Supporting accessories</b>		
92004109	1 kg	Plasticine
92002943	5 Pcs.	Microscope slides, metal, 76x26 mm
92004243	100 Pcs.	Microscope slides, glas, 32x24 mm
92004256	100 Pcs.	Microscope slides, glas, 40x24 mm
M1321000	1 Pc.	Specimen press • for parallel fixation of specimen on microscope slide • comfortable operation with minimal effort • compact, robust and durable • made of aluminum with anodised surface

<b>STORAGE OF SAMPLES</b>		
<b>Description</b>		
<b>Storage systems for readily prepared samples</b>		
92002898	1 Pc.	Disc cabinet 320 x 320 mm, for discs Ø 300 mm with 6 drawers
92002717	1 Pc.	Disc cabinet, 290 x 290 mm, for discs Ø 200 and 250 mm with 5 drawers
95012025	1 Pc.	Desiccator cabinet 310 x 525 x 375 mm
95012026	1 Pc.	Shelf for desiccator cabinet
92002868	1 kg	KC-drying pearls, for use with desiccator
A7500417	1 Pc.	Sample box, 320 x 320 x 58 mm for 56 Samples Ø 25-32 mm
A7500418	1 Pc.	Sample box, 320 x 320 x 58 mm for 25 Samples Ø 38-50 mm



Desiccator cabinet (95012025)

## Notes

---

---

---

---

---

---

---

---

---

---

---

---

---

---

---

---

---

---

---

---

---

---

---

---

---





**QATM** XXX.X XXXX  
ZZZZZ

**QATM**  
QA0115200



# Consumables for hardness testing



# Hardness test blocks

Calibrated and certified hardness test blocks are an important part of the hardness testing. QPREP hardness test blocks fulfill the requirements for testing according to following standards:



- | **Rockwell**  
EN ISO 6508-3 & ASTM E18
- | **Brinell**  
EN ISO 6506-3 & ASTM E10
- | **Vickers**  
EN ISO 6507-3 & ASTM E92
- | **Knoop**  
EN ISO 4545-3 & ASTM E92

These are essential for indirect calibration and periodic verification, as well as the results documentation.

### ADVANTAGES

- | Calibration according to current ISO and ASTM standards
- | Standard sample holder for automated periodic testing
- | QpixControl2 - Calibration manager
- | Option: Grid for hardness test block (QH00014010 )
- | Option: Additional calibration of a hardness test block (QH0002401A )

Item No.	Unit	Description
<b>Options</b>		
QH00014010	1 Pc.	Grid for hardness test block
QH0002401A	1 Pc.	Additional calibration of a hardness test block

### CALIBRATION MANAGER

The QATM Calibration Manager inside QpixControl2 Software supports in the periodic standard-compliance testing on hardness tester. Measurement accuracy is visualized to show the consistency of the measuring accuracy of the test method with the current standard. By using original QATM QPREP hardness test blocks in combination with the standard sample holder for test blocks, verification process runs fully automatically. A comprehensive range of statistical functions has also been built in. All results from the tests are clearly and logically documented and can be presented whenever there is an audit.



# Qprep Hardness test blocks Rockwell

Item No.	Unit	Description
----------	------	-------------

## HARDNESS TEST BLOCKS ROCKWELL (EN ISO 6508-3, ASTM E18)

HR	Material	Value	Dim. (mm)
----	----------	-------	-----------



### HRA

Item No.	Unit	Description	HR	Material	Value	Dim. (mm)
QH1110022B	1 Pc.	Rockwell HRA	HRA	Aluminum	22 ±1 HR	Ø65x15
QH1110026B	1 Pc.	Rockwell HRA	HRA	Aluminum	26 ±1 HR	Ø65x15
QH1110031B	1 Pc.	Rockwell HRA	HRA	Aluminum	31 ±1 HR	Ø65x15
QH1110035B	1 Pc.	Rockwell HRA	HRA	Aluminum	35 ±1 HR	Ø65x15
QH1110040B	1 Pc.	Rockwell HRA	HRA	Aluminum	40 ±1 HR	Ø65x15
QH1110045B	1 Pc.	Rockwell HRA	HRA	Aluminum	45 ±1 HR	Ø65x15
QH1110047B	1 Pc.	Rockwell HRA	HRA	Aluminum	47 ±1 HR	Ø65x15
QH1110050B	1 Pc.	Rockwell HRA	HRA	Aluminum	50 ±1 HR	Ø65x15
QH1110053B	1 Pc.	Rockwell HRA	HRA	Aluminum	53 ±1 HR	Ø65x15
QH1110055B	1 Pc.	Rockwell HRA	HRA	Steel	55 ±1 HR	Ø65x15
QH1110059B	1 Pc.	Rockwell HRA	HRA	Steel	59 ±1 HR	Ø65x15
QH1110060B	1 Pc.	Rockwell HRA	HRA	Steel	60 ±1 HR	Ø65x15
QH1110062B	1 Pc.	Rockwell HRA	HRA	Steel	62 ±1 HR	Ø65x15
QH1110063B	1 Pc.	Rockwell HRA	HRA	Steel	63 ±1 HR	Ø65x15
QH1110065B	1 Pc.	Rockwell HRA	HRA	Steel	65 ±1 HR	Ø65x15
QH1110068B	1 Pc.	Rockwell HRA	HRA	Steel	68 ±1 HR	Ø65x15
QH1110070B	1 Pc.	Rockwell HRA	HRA	Steel	70 ±1 HR	Ø65x15
QH1110073B	1 Pc.	Rockwell HRA	HRA	Steel	73 ±1 HR	Ø65x15
QH1110076B	1 Pc.	Rockwell HRA	HRA	Steel	76 ±1 HR	Ø65x15
QH1110078B	1 Pc.	Rockwell HRA	HRA	Steel	78 ±1 HR	Ø65x15
QH1110081B	1 Pc.	Rockwell HRA	HRA	Steel	81 ±1 HR	Ø65x15
QH1110083B	1 Pc.	Rockwell HRA	HRA	Steel	83 ±1 HR	Ø65x15
QH1110084B	1 Pc.	Rockwell HRA	HRA	Steel	84 ±1 HR	Ø65x15
QH1110085B	1 Pc.	Rockwell HRA	HRA	Steel	85 ±1 HR	Ø65x15
QH1110086B	1 Pc.	Rockwell HRA	HRA	Steel	86 ±1 HR	Ø65x15
QH1110087B	1 Pc.	Rockwell HRA	HRA	Steel	87 ±1 HR	Ø65x15
QH1110088D	1 Pc.	Rockwell HRA	HRA	Carbide	88 ±1 HR	25x25x6
QH1110089D	1 Pc.	Rockwell HRA	HRA	Carbide	89 ±1 HR	25x25x6
QH1110090D	1 Pc.	Rockwell HRA	HRA	Carbide	90 ±1 HR	25x25x6
QH1110091D	1 Pc.	Rockwell HRA	HRA	Carbide	91 ±1 HR	25x25x6
QH1110092D	1 Pc.	Rockwell HRA	HRA	Carbide	92 ±1 HR	25x25x6



### HRB


Item No.	Unit	Description	HR	Material	Value	Dim. (mm)
QH1210020B	1 Pc.	Rockwell HRB	HRB	Aluminum	20 ±4 HR	Ø65x15
QH1210025B	1 Pc.	Rockwell HRB	HRB	Aluminum	25 ±4 HR	Ø65x15
QH1210030B	1 Pc.	Rockwell HRB	HRB	Aluminum	30 ±4 HR	Ø65x15
QH1210035B	1 Pc.	Rockwell HRB	HRB	Aluminum	35 ±4 HR	Ø65x15
QH1210040B	1 Pc.	Rockwell HRB	HRB	Aluminum	40 ±4 HR	Ø65x15
QH1210045B	1 Pc.	Rockwell HRB	HRB	Aluminum	45 ±4 HR	Ø65x15
QH1210050B	1 Pc.	Rockwell HRB	HRB	Aluminum	50 ±4 HR	Ø65x15
QH1210055B	1 Pc.	Rockwell HRB	HRB	Aluminum	55 ±4 HR	Ø65x15
QH1210060B	1 Pc.	Rockwell HRB	HRB	Aluminum	60 ±4 HR	Ø65x15
QH1210065B	1 Pc.	Rockwell HRB	HRB	Aluminum	65 ±4 HR	Ø65x15
QH1210070B	1 Pc.	Rockwell HRB	HRB	Aluminum	70 ±4 HR	Ø65x15
QH1210075B	1 Pc.	Rockwell HRB	HRB	Aluminum	75 ±4 HR	Ø65x15
QH1210080B	1 Pc.	Rockwell HRB	HRB	Aluminum	80 ±4 HR	Ø65x15
QH1210085B	1 Pc.	Rockwell HRB	HRB	Aluminum	85 ±4 HR	Ø65x15
QH1210090B	1 Pc.	Rockwell HRB	HRB	Steel	90 ±4 HR	Ø65x15
QH1210095B	1 Pc.	Rockwell HRB	HRB	Steel	95 ±4 HR	Ø65x15
QH1210100B	1 Pc.	Rockwell HRB	HRB	Steel	100 ±4 HR	Ø65x15



Item No.	Unit	Description	HR	Material	Value	Dim. (mm)
<b>HARDNESS TEST BLOCKS ROCKWELL (EN ISO 6508-3, ASTM E18)</b>						
<b>HRC</b>						
QH1120020B	1 Pc.	Rockwell HRC Steel	20	±1 HR	Ø65x15	
QH1120021B	1 Pc.	Rockwell HRC Steel	21	±1 HR	Ø65x15	
QH1120022B	1 Pc.	Rockwell HRC Steel	22	±1 HR	Ø65x15	
QH1120023B	1 Pc.	Rockwell HRC Steel	23	±1 HR	Ø65x15	
QH1120024B	1 Pc.	Rockwell HRC Steel	24	±1 HR	Ø65x15	
QH1120025B	1 Pc.	Rockwell HRC Steel	25	±1 HR	Ø65x15	
QH1120026B	1 Pc.	Rockwell HRC Steel	26	±1 HR	Ø65x15	
QH1120027B	1 Pc.	Rockwell HRC Steel	27	±1 HR	Ø65x15	
QH1120028B	1 Pc.	Rockwell HRC Steel	28	±1 HR	Ø65x15	
QH1120029B	1 Pc.	Rockwell HRC Steel	29	±1 HR	Ø65x15	
QH1120030B	1 Pc.	Rockwell HRC Steel	30	±1 HR	Ø65x15	
QH1120031B	1 Pc.	Rockwell HRC Steel	31	±1 HR	Ø65x15	
QH1120032B	1 Pc.	Rockwell HRC Steel	32	±1 HR	Ø65x15	
QH1120033B	1 Pc.	Rockwell HRC Steel	33	±1 HR	Ø65x15	
QH1120034B	1 Pc.	Rockwell HRC Steel	34	±1 HR	Ø65x15	
QH1120035B	1 Pc.	Rockwell HRC Steel	35	±1 HR	Ø65x15	
QH1120036B	1 Pc.	Rockwell HRC Steel	36	±1 HR	Ø65x15	
QH1120037B	1 Pc.	Rockwell HRC Steel	37	±1 HR	Ø65x15	
QH1120038B	1 Pc.	Rockwell HRC Steel	38	±1 HR	Ø65x15	
QH1120039B	1 Pc.	Rockwell HRC Steel	39	±1 HR	Ø65x15	
QH1120040B	1 Pc.	Rockwell HRC Steel	40	±1 HR	Ø65x15	
QH1120041B	1 Pc.	Rockwell HRC Steel	41	±1 HR	Ø65x15	
QH1120042B	1 Pc.	Rockwell HRC Steel	42	±1 HR	Ø65x15	
QH1120043B	1 Pc.	Rockwell HRC Steel	43	±1 HR	Ø65x15	
QH1120044B	1 Pc.	Rockwell HRC Steel	44	±1 HR	Ø65x15	
QH1120045B	1 Pc.	Rockwell HRC Steel	45	±1 HR	Ø65x15	
QH1120046B	1 Pc.	Rockwell HRC Steel	46	±1 HR	Ø65x15	
QH1120047B	1 Pc.	Rockwell HRC Steel	47	±1 HR	Ø65x15	
QH1120048B	1 Pc.	Rockwell HRC Steel	48	±1 HR	Ø65x15	
QH1120049B	1 Pc.	Rockwell HRC Steel	49	±1 HR	Ø65x15	
QH1120050B	1 Pc.	Rockwell HRC Steel	50	±1 HR	Ø65x15	
QH1120051B	1 Pc.	Rockwell HRC Steel	51	±1 HR	Ø65x15	
QH1120052B	1 Pc.	Rockwell HRC Steel	52	±1 HR	Ø65x15	
QH1120053B	1 Pc.	Rockwell HRC Steel	53	±1 HR	Ø65x15	
QH1120054B	1 Pc.	Rockwell HRC Steel	54	±1 HR	Ø65x15	
QH1120055B	1 Pc.	Rockwell HRC Steel	55	±1 HR	Ø65x15	
QH1120056B	1 Pc.	Rockwell HRC Steel	56	±1 HR	Ø65x15	
QH1120057B	1 Pc.	Rockwell HRC Steel	57	±1 HR	Ø65x15	
QH1120058B	1 Pc.	Rockwell HRC Steel	58	±1 HR	Ø65x15	
QH1120059B	1 Pc.	Rockwell HRC Steel	59	±1 HR	Ø65x15	
QH1120060B	1 Pc.	Rockwell HRC Steel	60	±1 HR	Ø65x15	
QH1120061B	1 Pc.	Rockwell HRC Steel	61	±1 HR	Ø65x15	
QH1120062B	1 Pc.	Rockwell HRC Steel	62	±1 HR	Ø65x15	
QH1120063B	1 Pc.	Rockwell HRC Steel	63	±1 HR	Ø65x15	
QH1120064B	1 Pc.	Rockwell HRC Steel	64	±1 HR	Ø65x15	
QH1120065B	1 Pc.	Rockwell HRC Steel	65	±1 HR	Ø65x15	
QH1120066B	1 Pc.	Rockwell HRC Steel	66	±1 HR	Ø65x15	
QH1120067B	1 Pc.	Rockwell HRC Steel	67	±1 HR	Ø65x15	
QH1120068B	1 Pc.	Rockwell HRC Steel	68	±1 HR	Ø65x15	
QH1120069B	1 Pc.	Rockwell HRC Steel	69	±1 HR	Ø65x15	
QH1120070B	1 Pc.	Rockwell HRC Steel	70	±1 HR	Ø65x15	
QH1120071B	1 Pc.	Rockwell HRC Steel	71	±1 HR	Ø65x15	

Item No.	Unit	Description	HR	Material	Value	Dim. (mm)
<b>HARDNESS TEST BLOCKS ROCKWELL (EN ISO 6508-3, ASTM E18)</b>						
<b>HRD</b>						
QH1130040B	1 Pc.	Rockwell HRD Steel	40 ±2 HR	Ø65x15		
QH1130044B	1 Pc.	Rockwell HRD Steel	44 ±2 HR	Ø65x15		
QH1130048B	1 Pc.	Rockwell HRD Steel	48 ±2 HR	Ø65x15		
QH1130052B	1 Pc.	Rockwell HRD Steel	52 ±2 HR	Ø65x15		
QH1130056B	1 Pc.	Rockwell HRD Steel	56 ±2 HR	Ø65x15		
QH1130060B	1 Pc.	Rockwell HRD Steel	60 ±2 HR	Ø65x15		
QH1130064B	1 Pc.	Rockwell HRD Steel	64 ±2 HR	Ø65x15		
QH1130067B	1 Pc.	Rockwell HRD Steel	67 ±2 HR	Ø65x15		
QH1130071B	1 Pc.	Rockwell HRD Steel	71 ±2 HR	Ø65x15		
QH1130073B	1 Pc.	Rockwell HRD Steel	73 ±2 HR	Ø65x15		
QH1130074B	1 Pc.	Rockwell HRD Steel	74 ±2 HR	Ø65x15		
QH1130077B	1 Pc.	Rockwell HRD Steel	77 ±2 HR	Ø65x15		
QH1130078B	1 Pc.	Rockwell HRD Steel	78 ±2 HR	Ø65x15		
QH1130079B	1 Pc.	Rockwell HRD Steel	79 ±2 HR	Ø65x15		
<b>HRE</b>						
QH1310075B	1 Pc.	Rockwell HRE Aluminum	75 ±4 HR	Ø65x15		
QH1310081B	1 Pc.	Rockwell HRE Aluminum	81 ±4 HR	Ø65x15		
QH1310087B	1 Pc.	Rockwell HRE Aluminum	87 ±4 HR	Ø65x15		
QH1310093B	1 Pc.	Rockwell HRE Aluminum	93 ±4 HR	Ø65x15		
QH1310100B	1 Pc.	Rockwell HRE Aluminum	100 ±4 HR	Ø65x15		
<b>HRF</b>						
QH1220074B	1 Pc.	Rockwell HRF Aluminum	74 ±4 HR	Ø65x15		
QH1220080B	1 Pc.	Rockwell HRF Aluminum	80 ±4 HR	Ø65x15		
QH1220086B	1 Pc.	Rockwell HRF Aluminum	86 ±4 HR	Ø65x15		
QH1220091B	1 Pc.	Rockwell HRF Aluminum	91 ±4 HR	Ø65x15		
QH1220097B	1 Pc.	Rockwell HRF Aluminum	97 ±4 HR	Ø65x15		
QH1220100B	1 Pc.	Rockwell HRF Aluminum	100 ±4 HR	Ø65x15		
<b>HRG</b>						
QH1230003B	1 Pc.	Rockwell HRG Aluminum	3 ±4 HR	Ø65x15		
QH1230018B	1 Pc.	Rockwell HRG Aluminum	18 ±4 HR	Ø65x15		
QH1230033B	1 Pc.	Rockwell HRG Aluminum	33 ±4 HR	Ø65x15		
QH1230041B	1 Pc.	Rockwell HRG Aluminum	41 ±4 HR	Ø65x15		
QH1230049B	1 Pc.	Rockwell HRG Aluminum	49 ±4 HR	Ø65x15		
QH1230058B	1 Pc.	Rockwell HRG Aluminum	58 ±4 HR	Ø65x15		
QH1230066B	1 Pc.	Rockwell HRG Steel	66 ±4 HR	Ø65x15		
QH1230074B	1 Pc.	Rockwell HRG Steel	74 ±4 HR	Ø65x15		
QH1230083B	1 Pc.	Rockwell HRG Steel	83 ±4 HR	Ø65x15		
<b>HRH</b>						
QH1320087B	1 Pc.	Rockwell HRH Aluminum	87 ±4 HR	Ø65x15		
QH1320094B	1 Pc.	Rockwell HRH Aluminum	94 ±4 HR	Ø65x15		
QH1320098B	1 Pc.	Rockwell HRH Aluminum	98 ±4 HR	Ø65x15		















Item No.	Unit	Description					
<b>HARDNESS TEST BLOCKS ROCKWELL (EN ISO 6508-3, ASTM E18)</b>							
		<b>HR</b>		<b>Material</b>	<b>Value</b>	<b>Dim. (mm)</b>	
<b>HRK</b>							
QH1330038B	1 Pc.	Rockwell	HRK	Aluminum	38 ±4 HR	Ø65x15	
QH1330047B	1 Pc.	Rockwell	HRK	Aluminum	47 ±4 HR	Ø65x15	
QH1330056B	1 Pc.	Rockwell	HRK	Aluminum	56 ±4 HR	Ø65x15	
QH1330065B	1 Pc.	Rockwell	HRK	Aluminum	65 ±4 HR	Ø65x15	
QH1330073B	1 Pc.	Rockwell	HRK	Aluminum	73 ±4 HR	Ø65x15	
QH1330081B	1 Pc.	Rockwell	HRK	Aluminum	81 ±4 HR	Ø65x15	
QH1330086B	1 Pc.	Rockwell	HRK	Aluminum	86 ±4 HR	Ø65x15	
QH1330091B	1 Pc.	Rockwell	HRK	Aluminum	91 ±4 HR	Ø65x15	
QH1330095B	1 Pc.	Rockwell	HRK	Aluminum	95 ±4 HR	Ø65x15	
QH1330099B	1 Pc.	Rockwell	HRK	Steel	99 ±4 HR	Ø65x15	
<b>HRL</b>							
QH1410092B	1 Pc.	Rockwell	HRL	Aluminum	92 ±4 HR	Ø65x15	
QH1410118B	1 Pc.	Rockwell	HRL	Aluminum	118 ±4 HR	Ø65x15	
QH1410123B	1 Pc.	Rockwell	HRL	Aluminum	123 ±4 HR	Ø65x15	
<b>HRM</b>							
QH1420067B	1 Pc.	Rockwell	HRM	Aluminum	67 ±4 HR	Ø65x15	
QH1420107B	1 Pc.	Rockwell	HRM	Aluminum	107 ±4 HR	Ø65x15	
QH1420118B	1 Pc.	Rockwell	HRM	Aluminum	118 ±4 HR	Ø65x15	
<b>HRP</b>							
QH1430086B	1 Pc.	Rockwell	HRP	Aluminum	86 ±4 HR	Ø65x15	
QH1430094B	1 Pc.	Rockwell	HRP	Aluminum	94 ±4 HR	Ø65x15	
QH1430112B	1 Pc.	Rockwell	HRP	Aluminum	112 ±4 HR	Ø65x15	
<b>HRR</b>							
QH1510105B	1 Pc.	Rockwell	HRR	Aluminum	105 ±4 HR	Ø65x15	
QH1510123B	1 Pc.	Rockwell	HRR	Aluminum	123 ±4 HR	Ø65x15	
QH1510126B	1 Pc.	Rockwell	HRR	Aluminum	126 ±4 HR	Ø65x15	
<b>HRS</b>							
QH1520115B	1 Pc.	Rockwell	HRS	Aluminum	115 ±4 HR	Ø65x15	
QH1520117B	1 Pc.	Rockwell	HRS	Aluminum	117 ±4 HR	Ø65x15	
QH1520123B	1 Pc.	Rockwell	HRS	Aluminum	123 ±4 HR	Ø65x15	
<b>HRV</b>							
QH1530107B	1 Pc.	Rockwell	HRV	Aluminum	107 ±4 HR	Ø65x15	
QH1530109B	1 Pc.	Rockwell	HRV	Aluminum	109 ±4 HR	Ø65x15	
QH1530120B	1 Pc.	Rockwell	HRV	Aluminum	120 ±4 HR	Ø65x15	

Item No.	Unit	Description	HR	Material	Value	Dim. (mm)
<b>HARDNESS TEST BLOCKS ROCKWELL (EN ISO 6508-3, ASTM E18)</b>						
<b>HR15N</b>						
QH1140069B	1 Pc.	Rockwell	HR 15N	Steel	69 ±2 HR	Ø65x15
QH1140072B	1 Pc.	Rockwell	HR 15N	Steel	72 ±2 HR	Ø65x15
QH1140075B	1 Pc.	Rockwell	HR 15N	Steel	75 ±2 HR	Ø65x15
QH1140078B	1 Pc.	Rockwell	HR 15N	Steel	78 ±2 HR	Ø65x15
QH1140081B	1 Pc.	Rockwell	HR 15N	Steel	81 ±2 HR	Ø65x15
QH1140083B	1 Pc.	Rockwell	HR 15N	Steel	83 ±2 HR	Ø65x15
QH1140085B	1 Pc.	Rockwell	HR 15N	Steel	85 ±2 HR	Ø65x15
QH1140088B	1 Pc.	Rockwell	HR 15N	Steel	88 ±2 HR	Ø65x15
QH1140090B	1 Pc.	Rockwell	HR 15N	Steel	90 ±2 HR	Ø65x15
QH1140091B	1 Pc.	Rockwell	HR 15N	Steel	91 ±2 HR	Ø65x15
QH1140092B	1 Pc.	Rockwell	HR 15N	Steel	92 ±2 HR	Ø65x15
QH1140093B	1 Pc.	Rockwell	HR 15N	Steel	93 ±2 HR	Ø65x15
QH1140094B	1 Pc.	Rockwell	HR 15N	Steel	94 ±2 HR	Ø65x15
<b>HR30N</b>						
QH1150041B	1 Pc.	Rockwell	HR 30N	Steel	41 ±2 HR	Ø65x15
QH1150046B	1 Pc.	Rockwell	HR 30N	Steel	46 ±2 HR	Ø65x15
QH1150050B	1 Pc.	Rockwell	HR 30N	Steel	50 ±2 HR	Ø65x15
QH1150055B	1 Pc.	Rockwell	HR 30N	Steel	55 ±2 HR	Ø65x15
QH1150059B	1 Pc.	Rockwell	HR 30N	Steel	59 ±2 HR	Ø65x15
QH1150064B	1 Pc.	Rockwell	HR 30N	Steel	64 ±2 HR	Ø65x15
QH1150068B	1 Pc.	Rockwell	HR 30N	Steel	68 ±2 HR	Ø65x15
QH1150073B	1 Pc.	Rockwell	HR 30N	Steel	73 ±2 HR	Ø65x15
QH1150077B	1 Pc.	Rockwell	HR 30N	Steel	77 ±2 HR	Ø65x15
QH1150080B	1 Pc.	Rockwell	HR 30N	Steel	80 ±2 HR	Ø65x15
QH1150082B	1 Pc.	Rockwell	HR 30N	Steel	82 ±2 HR	Ø65x15
QH1150083B	1 Pc.	Rockwell	HR 30N	Steel	83 ±2 HR	Ø65x15
QH1150084B	1 Pc.	Rockwell	HR 30N	Steel	84 ±2 HR	Ø65x15
QH1150085B	1 Pc.	Rockwell	HR 30N	Steel	85 ±2 HR	Ø65x15
QH1150086B	1 Pc.	Rockwell	HR 30N	Steel	86 ±2 HR	Ø65x15
<b>HR45N</b>						
QH1160019B	1 Pc.	Rockwell	HR 45N	Steel	19 ±2 HR	Ø65x15
QH1160025B	1 Pc.	Rockwell	HR 45N	Steel	25 ±2 HR	Ø65x15
QH1160031B	1 Pc.	Rockwell	HR 45N	Steel	31 ±2 HR	Ø65x15
QH1160037B	1 Pc.	Rockwell	HR 45N	Steel	37 ±2 HR	Ø65x15
QH1160043B	1 Pc.	Rockwell	HR 45N	Steel	43 ±2 HR	Ø65x15
QH1160049B	1 Pc.	Rockwell	HR 45N	Steel	49 ±2 HR	Ø65x15
QH1160055B	1 Pc.	Rockwell	HR 45N	Steel	55 ±2 HR	Ø65x15
QH1160061B	1 Pc.	Rockwell	HR 45N	Steel	61 ±2 HR	Ø65x15
QH1160066B	1 Pc.	Rockwell	HR 45N	Steel	66 ±2 HR	Ø65x15
QH1160070B	1 Pc.	Rockwell	HR 45N	Steel	70 ±2 HR	Ø65x15
QH1160072B	1 Pc.	Rockwell	HR 45N	Steel	72 ±2 HR	Ø65x15
QH1160074B	1 Pc.	Rockwell	HR 45N	Steel	74 ±2 HR	Ø65x15
QH1160075B	1 Pc.	Rockwell	HR 45N	Steel	75 ±2 HR	Ø65x15
QH1160076B	1 Pc.	Rockwell	HR 45N	Steel	76 ±2 HR	Ø65x15
QH1160077B	1 Pc.	Rockwell	HR 45N	Steel	77 ±2 HR	Ø65x15
QH1160078B	1 Pc.	Rockwell	HR 45N	Steel	78 ±2 HR	Ø65x15







Item No.	Unit	Description				
HARDNESS TEST BLOCKS ROCKWELL (EN ISO 6508-3, ASTM E18)						
		HR		Material	Value	Dim. (mm)
<b>HR15T</b>						
QH1240067B	1 Pc.	Rockwell	HR 15T	Aluminum	67 ±4 HR	Ø65x15
QH1240070B	1 Pc.	Rockwell	HR 15T	Aluminum	70 ±4 HR	Ø65x15
QH1240073B	1 Pc.	Rockwell	HR 15T	Aluminum	73 ±4 HR	Ø65x15
QH1240077B	1 Pc.	Rockwell	HR 15T	Aluminum	77 ±4 HR	Ø65x15
QH1240080B	1 Pc.	Rockwell	HR 15T	Aluminum	80 ±4 HR	Ø65x15
QH1240083B	1 Pc.	Rockwell	HR 15T	Aluminum	83 ±4 HR	Ø65x15
QH1240085B	1 Pc.	Rockwell	HR 15T	Aluminum	85 ±4 HR	Ø65x15
QH1240086B	1 Pc.	Rockwell	HR 15T	Aluminum	86 ±4 HR	Ø65x15
QH1240088B	1 Pc.	Rockwell	HR 15T	Aluminum	88 ±4 HR	Ø65x15
QH1240090B	1 Pc.	Rockwell	HR 15T	Steel	90 ±4 HR	Ø65x15
QH1240091B	1 Pc.	Rockwell	HR 15T	Steel	91 ±4 HR	Ø65x15
QH1240093B	1 Pc.	Rockwell	HR 15T	Steel	93 ±4 HR	Ø65x15
<b>HR30T</b>						
QH1250029B	1 Pc.	Rockwell	HR 30T	Aluminum	29 ±4 HR	Ø65x15
QH1250036B	1 Pc.	Rockwell	HR 30T	Aluminum	36 ±4 HR	Ø65x15
QH1250043B	1 Pc.	Rockwell	HR 30T	Aluminum	43 ±4 HR	Ø65x15
QH1250049B	1 Pc.	Rockwell	HR 30T	Aluminum	49 ±4 HR	Ø65x15
QH1250056B	1 Pc.	Rockwell	HR 30T	Aluminum	56 ±4 HR	Ø65x15
QH1250063B	1 Pc.	Rockwell	HR 30T	Aluminum	63 ±4 HR	Ø65x15
QH1250066B	1 Pc.	Rockwell	HR 30T	Aluminum	66 ±4 HR	Ø65x15
QH1250069B	1 Pc.	Rockwell	HR 30T	Aluminum	69 ±4 HR	Ø65x15
QH1250073B	1 Pc.	Rockwell	HR 30T	Aluminum	73 ±4 HR	Ø65x15
QH1250076B	1 Pc.	Rockwell	HR 30T	Steel	76 ±4 HR	Ø65x15
QH1250080B	1 Pc.	Rockwell	HR 30T	Steel	80 ±4 HR	Ø65x15
QH1250083B	1 Pc.	Rockwell	HR 30T	Steel	83 ±4 HR	Ø65x15
<b>HR45T</b>						
QH1260002B	1 Pc.	Rockwell	HR 45T	Aluminum	2 ±4 HR	Ø65x15
QH1260012B	1 Pc.	Rockwell	HR 45T	Aluminum	12 ±4 HR	Ø65x15
QH1260022B	1 Pc.	Rockwell	HR 45T	Aluminum	22 ±4 HR	Ø65x15
QH1260032B	1 Pc.	Rockwell	HR 45T	Aluminum	32 ±4 HR	Ø65x15
QH1260043B	1 Pc.	Rockwell	HR 45T	Aluminum	43 ±4 HR	Ø65x15
QH1260048B	1 Pc.	Rockwell	HR 45T	Aluminum	48 ±4 HR	Ø65x15
QH1260053B	1 Pc.	Rockwell	HR 45T	Aluminum	53 ±4 HR	Ø65x15
QH1260058B	1 Pc.	Rockwell	HR 45T	Aluminum	58 ±4 HR	Ø65x15
QH1260063B	1 Pc.	Rockwell	HR 45T	Steel	63 ±4 HR	Ø65x15
QH1260068B	1 Pc.	Rockwell	HR 45T	Steel	68 ±4 HR	Ø65x15
QH1260073B	1 Pc.	Rockwell	HR 45T	Steel	73 ±4 HR	Ø65x15

Item No.	Unit	Description	HR	Material	Value	Dim. (mm)
<b>HARDNESS TEST BLOCKS ROCKWELL (EN ISO 6508-3, ASTM E18)</b>						
<b>HR15W</b>						
						
QH1340084B	1 Pc.	Rockwell HR 15W	HR 15W	Aluminum	84 ±4 HR	Ø65x15
QH1340087B	1 Pc.	Rockwell HR 15W	HR 15W	Aluminum	87 ±4 HR	Ø65x15
QH1340094B	1 Pc.	Rockwell HR 15W	HR 15W	Aluminum	94 ±4 HR	Ø65x15
<b>HR30W</b>						
						
QH1350067B	1 Pc.	Rockwell HR 30W	HR 30W	Aluminum	67 ±4 HR	Ø65x15
QH1350073B	1 Pc.	Rockwell HR 30W	HR 30W	Aluminum	73 ±4 HR	Ø65x15
QH1350087B	1 Pc.	Rockwell HR 30W	HR 30W	Aluminum	87 ±4 HR	Ø65x15
<b>HR45W</b>						
						
QH1360050B	1 Pc.	Rockwell HR 45W	HR 45W	Aluminum	50 ±4 HR	Ø65x15
QH1360059B	1 Pc.	Rockwell HR 45W	HR 45W	Aluminum	59 ±4 HR	Ø65x15
QH1360080B	1 Pc.	Rockwell HR 45W	HR 45W	Aluminum	80 ±4 HR	Ø65x15
<b>HR15X</b>						
						
QH1440092B	1 Pc.	Rockwell HR 15X	HR 15X	Aluminum	92 ±4 HR	Ø65x15
QH1440093B	1 Pc.	Rockwell HR 15X	HR 15X	Aluminum	93 ±4 HR	Ø65x15
QH1440096B	1 Pc.	Rockwell HR 15X	HR 15X	Aluminum	96 ±4 HR	Ø65x15
<b>HR30X</b>						
						
QH1450082B	1 Pc.	Rockwell HR 30X	HR 30X	Aluminum	82 ±4 HR	Ø65x15
QH1450084B	1 Pc.	Rockwell HR 30X	HR 30X	Aluminum	84 ±4 HR	Ø65x15
QH1450092B	1 Pc.	Rockwell HR 30X	HR 30X	Aluminum	92 ±4 HR	Ø65x15
<b>HR45X</b>						
						
QH1460072B	1 Pc.	Rockwell HR 45X	HR 45X	Aluminum	72 ±4 HR	Ø65x15
QH1460076B	1 Pc.	Rockwell HR 45X	HR 45X	Aluminum	76 ±4 HR	Ø65x15
QH1460085B	1 Pc.	Rockwell HR 45X	HR 45X	Aluminum	85 ±4 HR	Ø65x15
<b>HR15Y</b>						
						
QH1540095B	1 Pc.	Rockwell HR 15Y	HR 15Y	Aluminum	95 ±4 HR	Ø65x15
QH1540096B	1 Pc.	Rockwell HR 15Y	HR 15Y	Aluminum	96 ±4 HR	Ø65x15
QH1540098B	1 Pc.	Rockwell HR 15Y	HR 15Y	Aluminum	98 ±4 HR	Ø65x15
<b>HR30Y</b>						
						
QH1550090B	1 Pc.	Rockwell HR 30Y	HR 30Y	Aluminum	90 ±4 HR	Ø65x15
QH1550091B	1 Pc.	Rockwell HR 30Y	HR 30Y	Aluminum	91 ±4 HR	Ø65x15
QH1550095B	1 Pc.	Rockwell HR 30Y	HR 30Y	Aluminum	95 ±4 HR	Ø65x15
<b>HR45Y</b>						
						
QH1560085B	1 Pc.	Rockwell HR 45Y	HR 45Y	Aluminum	85 ±4 HR	Ø65x15
QH1560087B	1 Pc.	Rockwell HR 45Y	HR 45Y	Aluminum	87 ±4 HR	Ø65x15
QH1560094B	1 Pc.	Rockwell HR 45Y	HR 45Y	Aluminum	94 ±4 HR	Ø65x15

# Qprep Hardness test blocks Brinell

HARDNESS TESTING - HARDNESS TEST BLOCKS



Item No.	Unit	Description
----------	------	-------------

## HARDNESS TEST BLOCKS BRINELL (EN ISO 6506-3, ASTM E10)

	HBW	Material	Value	Dim. (mm)
<b>HBW 10/500</b>				
QH2440070C	1 Pc.	Brinell HBW 10/500	Aluminum	70 ±15 HB 150x125x16-20
QH2440100C	1 Pc.	Brinell HBW 10/500	Aluminum	100 ±15 HB 150x125x16-20

<b>HBW 10/1000</b>				
QH2450070C	1 Pc.	Brinell HBW 10/1000	Aluminum	70 ±15 HB 150x125x16-20
QH2450100C	1 Pc.	Brinell HBW 10/1000	Aluminum	100 ±15 HB 150x125x16-20
QH2450130C	1 Pc.	Brinell HBW 10/1000	Aluminum	130 ±15 HB 150x125x16-20
QH2450150C	1 Pc.	Brinell HBW 10/1000	Aluminum	150 ±15 HB 150x125x16-20
QH2450170C	1 Pc.	Brinell HBW 10/1000	Aluminum	170 ±15 HB 150x125x16-20
QH2450200C	1 Pc.	Brinell HBW 10/1000	Steel	200 ±15 HB 150x125x16-20



<b>HBW 10/1500</b>				
QH2460070C	1 Pc.	Brinell HBW 10/1500	Aluminum	70 ±15 HB 150x125x16-20
QH2460100C	1 Pc.	Brinell HBW 10/1500	Aluminum	100 ±15 HB 150x125x16-20
QH2460130C	1 Pc.	Brinell HBW 10/1500	Aluminum	130 ±15 HB 150x125x16-20
QH2460150C	1 Pc.	Brinell HBW 10/1500	Aluminum	150 ±15 HB 150x125x16-20
QH2460170C	1 Pc.	Brinell HBW 10/1500	Aluminum	170 ±15 HB 150x125x16-20
QH2460200C	1 Pc.	Brinell HBW 10/1500	Steel	200 ±15 HB 150x125x16-20
QH2460250C	1 Pc.	Brinell HBW 10/1500	Steel	250 ±15 HB 150x125x16-20
QH2460300C	1 Pc.	Brinell HBW 10/1500	Steel	300 ±15 HB 150x125x16-20

<b>HBW 10/3000</b>				
QH2470070C	1 Pc.	Brinell HBW 10/3000	Aluminum	70 ±15 HB 150x125x16-20
QH2470100C	1 Pc.	Brinell HBW 10/3000	Aluminum	100 ±15 HB 150x125x16-20
QH2470130C	1 Pc.	Brinell HBW 10/3000	Aluminum	130 ±15 HB 150x125x16-20
QH2470150C	1 Pc.	Brinell HBW 10/3000	Aluminum	150 ±15 HB 150x125x16-20
QH2470170C	1 Pc.	Brinell HBW 10/3000	Aluminum	170 ±15 HB 150x125x16-20
QH2470200C	1 Pc.	Brinell HBW 10/3000	Steel	200 ±15 HB 150x125x16-20
QH2470250C	1 Pc.	Brinell HBW 10/3000	Steel	250 ±15 HB 150x125x16-20
QH2470300C	1 Pc.	Brinell HBW 10/3000	Steel	300 ±15 HB 150x125x16-20
QH2470350C	1 Pc.	Brinell HBW 10/3000	Steel	350 ±15 HB 150x125x16-20
QH2470400C	1 Pc.	Brinell HBW 10/3000	Steel	400 ±15 HB 150x125x16-20
QH2470450C	1 Pc.	Brinell HBW 10/3000	Steel	450 ±15 HB 150x125x16-20
QH2470500C	1 Pc.	Brinell HBW 10/3000	Steel	500 ±15 HB 150x125x16-20
QH2470550C	1 Pc.	Brinell HBW 10/3000	Steel	550 ±15 HB 150x125x16-20
QH2470600C	1 Pc.	Brinell HBW 10/3000	Steel	600 ±15 HB 150x125x16-20
QH2470650C	1 Pc.	Brinell HBW 10/3000	Steel	650 ±15 HB 150x125x16-20

<b>HBW 5/62.5</b>				
QH2330040B	1 Pc.	Brinell HBW 5/62.5	Aluminum	40 ±15 HB Ø65x15

<b>HBW 5/125</b>				
QH2340040B	1 Pc.	Brinell HBW 5/125	Aluminum	40 ±15 HB Ø65x15
QH2340070B	1 Pc.	Brinell HBW 5/125	Aluminum	70 ±15 HB Ø65x15
QH2340100B	1 Pc.	Brinell HBW 5/125	Aluminum	100 ±15 HB Ø65x15

Item No.	Unit	Description	HBW	Material	Value	Dim. (mm)
<b>HARDNESS TEST BLOCKS BRINELL (EN ISO 6506-3, ASTM E10)</b>						
<b>HBW 5/250</b>						
QH2350070C	1 Pc.	Brinell HBW 5/250 Aluminum	70 ±15 HB	Aluminum	70 ±15 HB	150x125x16-20
QH2350100C	1 Pc.	Brinell HBW 5/250 Aluminum	100 ±15 HB	Aluminum	100 ±15 HB	150x125x16-20
QH2350130C	1 Pc.	Brinell HBW 5/250 Aluminum	130 ±15 HB	Aluminum	130 ±15 HB	150x125x16-20
QH2350150C	1 Pc.	Brinell HBW 5/250 Aluminum	150 ±15 HB	Aluminum	150 ±15 HB	150x125x16-20
QH2350170C	1 Pc.	Brinell HBW 5/250 Aluminum	170 ±15 HB	Aluminum	170 ±15 HB	150x125x16-20
QH2350200C	1 Pc.	Brinell HBW 5/250 Steel	200 ±15 HB	Steel	200 ±15 HB	150x125x16-20
<b>HBW 5/750</b>						
QH2360070C	1 Pc.	Brinell HBW 5/750 Aluminum	70 ±15 HB	Aluminum	70 ±15 HB	150x125x16-20
QH2360100C	1 Pc.	Brinell HBW 5/750 Aluminum	100 ±15 HB	Aluminum	100 ±15 HB	150x125x16-20
QH2360130C	1 Pc.	Brinell HBW 5/750 Aluminum	130 ±15 HB	Aluminum	130 ±15 HB	150x125x16-20
QH2360150C	1 Pc.	Brinell HBW 5/750 Aluminum	150 ±15 HB	Aluminum	150 ±15 HB	150x125x16-20
QH2360170C	1 Pc.	Brinell HBW 5/750 Aluminum	170 ±15 HB	Aluminum	170 ±15 HB	150x125x16-20
QH2360200C	1 Pc.	Brinell HBW 5/750 Steel	200 ±15 HB	Steel	200 ±15 HB	150x125x16-20
QH2360250C	1 Pc.	Brinell HBW 5/750 Steel	250 ±15 HB	Steel	250 ±15 HB	150x125x16-20
QH2360300C	1 Pc.	Brinell HBW 5/750 Steel	300 ±15 HB	Steel	300 ±15 HB	150x125x16-20
QH2360350C	1 Pc.	Brinell HBW 5/750 Steel	350 ±15 HB	Steel	350 ±15 HB	150x125x16-20
QH2360400C	1 Pc.	Brinell HBW 5/750 Steel	400 ±15 HB	Steel	400 ±15 HB	150x125x16-20
QH2360450C	1 Pc.	Brinell HBW 5/750 Steel	450 ±15 HB	Steel	450 ±15 HB	150x125x16-20
QH2360500C	1 Pc.	Brinell HBW 5/750 Steel	500 ±15 HB	Steel	500 ±15 HB	150x125x16-20
QH2360550C	1 Pc.	Brinell HBW 5/750 Steel	550 ±15 HB	Steel	550 ±15 HB	150x125x16-20
QH2360600C	1 Pc.	Brinell HBW 5/750 Steel	600 ±15 HB	Steel	600 ±15 HB	150x125x16-20
QH2360650C	1 Pc.	Brinell HBW 5/750 Steel	650 ±15 HB	Steel	650 ±15 HB	150x125x16-20
<b>HBW 2.5/62.5</b>						
QH2250040B	1 Pc.	Brinell HBW 2.5/62.5 Aluminum	40 ±15 HB	Aluminum	40 ±15 HB	Ø65x15
QH2250070B	1 Pc.	Brinell HBW 2.5/62.5 Aluminum	70 ±15 HB	Aluminum	70 ±15 HB	Ø65x15
QH2250100B	1 Pc.	Brinell HBW 2.5/62.5 Aluminum	100 ±15 HB	Aluminum	100 ±15 HB	Ø65x15
QH2250130B	1 Pc.	Brinell HBW 2.5/62.5 Aluminum	130 ±15 HB	Aluminum	130 ±15 HB	Ø65x15
QH2250150B	1 Pc.	Brinell HBW 2.5/62.5 Aluminum	150 ±15 HB	Aluminum	150 ±15 HB	Ø65x15
QH2250170B	1 Pc.	Brinell HBW 2.5/62.5 Aluminum	170 ±15 HB	Aluminum	170 ±15 HB	Ø65x15
QH2250200B	1 Pc.	Brinell HBW 2.5/62.5 Steel	200 ±15 HB	Steel	200 ±15 HB	Ø65x15
<b>HBW 2.5/187.5</b>						
QH2260100B	1 Pc.	Brinell HBW 2.5/187.5 Aluminum	100 ±15 HB	Aluminum	100 ±15 HB	Ø65x15
QH2260130B	1 Pc.	Brinell HBW 2.5/187.5 Aluminum	130 ±15 HB	Aluminum	130 ±15 HB	Ø65x15
QH2260150B	1 Pc.	Brinell HBW 2.5/187.5 Aluminum	150 ±15 HB	Aluminum	150 ±15 HB	Ø65x15
QH2260170B	1 Pc.	Brinell HBW 2.5/187.5 Aluminum	170 ±15 HB	Aluminum	170 ±15 HB	Ø65x15
QH2260200B	1 Pc.	Brinell HBW 2.5/187.5 Steel	200 ±15 HB	Steel	200 ±15 HB	Ø65x15
QH2260250B	1 Pc.	Brinell HBW 2.5/187.5 Steel	250 ±15 HB	Steel	250 ±15 HB	Ø65x15
QH2260300B	1 Pc.	Brinell HBW 2.5/187.5 Steel	300 ±15 HB	Steel	300 ±15 HB	Ø65x15
QH2260350B	1 Pc.	Brinell HBW 2.5/187.5 Steel	350 ±15 HB	Steel	350 ±15 HB	Ø65x15
QH2260400B	1 Pc.	Brinell HBW 2.5/187.5 Steel	400 ±15 HB	Steel	400 ±15 HB	Ø65x15
QH2260450B	1 Pc.	Brinell HBW 2.5/187.5 Steel	450 ±15 HB	Steel	450 ±15 HB	Ø65x15
QH2260500B	1 Pc.	Brinell HBW 2.5/187.5 Steel	500 ±15 HB	Steel	500 ±15 HB	Ø65x15
QH2260550B	1 Pc.	Brinell HBW 2.5/187.5 Steel	550 ±15 HB	Steel	550 ±15 HB	Ø65x15
QH2260600B	1 Pc.	Brinell HBW 2.5/187.5 Steel	600 ±15 HB	Steel	600 ±15 HB	Ø65x15





Item No.	Unit	Description				
<b>HARDNESS TEST BLOCKS BRINELL (EN ISO 6506-3, ASTM E10)</b>						
		<b>HBW</b>		<b>Material</b>	<b>Value</b>	<b>Dim. (mm)</b>
<b>HBW 1/2.5</b>						
QH2130040B	1 Pc.	Brinell HBW 1/2.5		Aluminum	40 ±15 HB	Ø65x15
<b>HBW 1/5</b>						
QH2140040B	1 Pc.	Brinell HBW 1/5		Aluminum	40 ±15 HB	Ø65x15
QH2140070B	1 Pc.	Brinell HBW 1/5		Aluminum	70 ±15 HB	Ø65x15
QH2140100B	1 Pc.	Brinell HBW 1/5		Aluminum	100 ±15 HB	Ø65x15
<b>HBW 1/10</b>						
QH2150040B	1 Pc.	Brinell HBW 1/10		Aluminum	40 ±15 HB	Ø65x15
QH2150070B	1 Pc.	Brinell HBW 1/10		Aluminum	70 ±15 HB	Ø65x15
QH2150100B	1 Pc.	Brinell HBW 1/10		Aluminum	100 ±15 HB	Ø65x15
QH2150130B	1 Pc.	Brinell HBW 1/10		Aluminum	130 ±15 HB	Ø65x15
QH2150150B	1 Pc.	Brinell HBW 1/10		Aluminum	150 ±15 HB	Ø65x15
QH2150170B	1 Pc.	Brinell HBW 1/10		Aluminum	170 ±15 HB	Ø65x15
QH2150200B	1 Pc.	Brinell HBW 1/10		Steel	200 ±15 HB	Ø65x15
<b>HBW 1/30</b>						
QH2160100B	1 Pc.	Brinell HBW 1/30		Aluminum	100 ±15 HB	Ø65x15
QH2160130B	1 Pc.	Brinell HBW 1/30		Aluminum	130 ±15 HB	Ø65x15
QH2160150B	1 Pc.	Brinell HBW 1/30		Aluminum	150 ±15 HB	Ø65x15
QH2160170B	1 Pc.	Brinell HBW 1/30		Aluminum	170 ±15 HB	Ø65x15
QH2160200B	1 Pc.	Brinell HBW 1/30		Steel	200 ±15 HB	Ø65x15
QH2160250B	1 Pc.	Brinell HBW 1/30		Steel	250 ±15 HB	Ø65x15
QH2160300B	1 Pc.	Brinell HBW 1/30		Steel	300 ±15 HB	Ø65x15
QH2160350B	1 Pc.	Brinell HBW 1/30		Steel	350 ±15 HB	Ø65x15
QH2160400B	1 Pc.	Brinell HBW 1/30		Steel	400 ±15 HB	Ø65x15
QH2160450B	1 Pc.	Brinell HBW 1/30		Steel	450 ±15 HB	Ø65x15
QH2160500B	1 Pc.	Brinell HBW 1/30		Steel	500 ±15 HB	Ø65x15
QH2160550B	1 Pc.	Brinell HBW 1/30		Steel	550 ±15 HB	Ø65x15
QH2160600B	1 Pc.	Brinell HBW 1/30		Steel	600 ±15 HB	Ø65x15

## Notes

---

---

---

---

---

---

---


---

---

---


## Qprep Hardness test blocks Vickers

Item No.	Unit	Description				
<b>HARDNESS TEST BLOCKS VICKERS (EN ISO 6507-3, ASTM E92)</b>						
<b>HV 0.01</b>						
	1 Pc.	Vickers	HV 0.01	Aluminum	40 ±25 HV	Ø30x10
<b>HV 0.025</b>						
	1 Pc.	Vickers	HV 0.025	Aluminum	40 ±25 HV	Ø30x10
	1 Pc.	Vickers	HV 0.025	Aluminum	70 ±25 HV	Ø30x10
	1 Pc.	Vickers	HV 0.025	Aluminum	100 ±25 HV	Ø30x10
<b>HV 0.05</b>						
	1 Pc.	Vickers	HV 0.05	Aluminum	40 ±25 HV	Ø30x10
	1 Pc.	Vickers	HV 0.05	Aluminum	70 ±25 HV	Ø30x10
	1 Pc.	Vickers	HV 0.05	Aluminum	100 ±25 HV	Ø30x10
	1 Pc.	Vickers	HV 0.05	Aluminum	150 ±25 HV	Ø30x10
	1 Pc.	Vickers	HV 0.05	Steel	200 ±25 HV	Ø30x10
<b>HV 0.1</b>						
	1 Pc.	Vickers	HV 0.1	Aluminum	40 ±25 HV	Ø30x10
	1 Pc.	Vickers	HV 0.1	Aluminum	70 ±25 HV	Ø30x10
	1 Pc.	Vickers	HV 0.1	Aluminum	100 ±25 HV	Ø30x10
	1 Pc.	Vickers	HV 0.1	Aluminum	150 ±25 HV	Ø30x10
	1 Pc.	Vickers	HV 0.1	Steel	200 ±25 HV	Ø30x10
	1 Pc.	Vickers	HV 0.1	Steel	250 ±25 HV	Ø30x10
	1 Pc.	Vickers	HV 0.1	Steel	300 ±25 HV	Ø30x10
	1 Pc.	Vickers	HV 0.1	Steel	350 ±25 HV	Ø30x10
	1 Pc.	Vickers	HV 0.1	Steel	400 ±25 HV	Ø30x10
	1 Pc.	Vickers	HV 0.1	Steel	450 ±25 HV	Ø30x10
<b>HV 0.2</b>						
	1 Pc.	Vickers	HV 0.2	Aluminum	40 ±25 HV	Ø30x10
	1 Pc.	Vickers	HV 0.2	Aluminum	70 ±25 HV	Ø30x10
	1 Pc.	Vickers	HV 0.2	Aluminum	100 ±25 HV	Ø30x10
	1 Pc.	Vickers	HV 0.2	Aluminum	150 ±25 HV	Ø30x10
	1 Pc.	Vickers	HV 0.2	Steel	200 ±25 HV	Ø30x10
	1 Pc.	Vickers	HV 0.2	Steel	250 ±25 HV	Ø30x10
	1 Pc.	Vickers	HV 0.2	Steel	300 ±25 HV	Ø30x10
	1 Pc.	Vickers	HV 0.2	Steel	350 ±25 HV	Ø30x10
	1 Pc.	Vickers	HV 0.2	Steel	400 ±25 HV	Ø30x10
	1 Pc.	Vickers	HV 0.2	Steel	450 ±25 HV	Ø30x10
	1 Pc.	Vickers	HV 0.2	Steel	500 ±25 HV	Ø30x10
	1 Pc.	Vickers	HV 0.2	Steel	550 ±25 HV	Ø30x10
	1 Pc.	Vickers	HV 0.2	Steel	600 ±25 HV	Ø30x10
	1 Pc.	Vickers	HV 0.2	Steel	650 ±25 HV	Ø30x10
	1 Pc.	Vickers	HV 0.2	Steel	700 ±25 HV	Ø30x10
	1 Pc.	Vickers	HV 0.2	Steel	750 ±25 HV	Ø30x10
	1 Pc.	Vickers	HV 0.2	Steel	800 ±25 HV	Ø30x10
	1 Pc.	Vickers	HV 0.2	Steel	850 ±25 HV	Ø30x10
	1 Pc.	Vickers	HV 0.2	Steel	900 ±25 HV	Ø30x10



Item No.	Unit	Description				
HARDNESS TEST BLOCKS VICKERS (EN ISO 6507-3, ASTM E92)						
			HV	Material	Value	Dim. (mm)
<b>HV 0.3</b>						
QH3120040A	1 Pc.	Vickers	HV 0.3	Aluminum	40 ±25 HV	Ø30x10
QH3120070A	1 Pc.	Vickers	HV 0.3	Aluminum	70 ±25 HV	Ø30x10
QH3120100A	1 Pc.	Vickers	HV 0.3	Aluminum	100 ±25 HV	Ø30x10
QH3120150A	1 Pc.	Vickers	HV 0.3	Aluminum	150 ±25 HV	Ø30x10
QH3120200A	1 Pc.	Vickers	HV 0.3	Steel	200 ±25 HV	Ø30x10
QH3120250A	1 Pc.	Vickers	HV 0.3	Steel	250 ±25 HV	Ø30x10
QH3120300A	1 Pc.	Vickers	HV 0.3	Steel	300 ±25 HV	Ø30x10
QH3120350A	1 Pc.	Vickers	HV 0.3	Steel	350 ±25 HV	Ø30x10
QH3120400A	1 Pc.	Vickers	HV 0.3	Steel	400 ±25 HV	Ø30x10
QH3120450A	1 Pc.	Vickers	HV 0.3	Steel	450 ±25 HV	Ø30x10
QH3120500A	1 Pc.	Vickers	HV 0.3	Steel	500 ±25 HV	Ø30x10
QH3120550A	1 Pc.	Vickers	HV 0.3	Steel	550 ±25 HV	Ø30x10
QH3120600A	1 Pc.	Vickers	HV 0.3	Steel	600 ±25 HV	Ø30x10
QH3120650A	1 Pc.	Vickers	HV 0.3	Steel	650 ±25 HV	Ø30x10
QH3120700A	1 Pc.	Vickers	HV 0.3	Steel	700 ±25 HV	Ø30x10
QH3120750A	1 Pc.	Vickers	HV 0.3	Steel	750 ±25 HV	Ø30x10
QH3120800A	1 Pc.	Vickers	HV 0.3	Steel	800 ±25 HV	Ø30x10
QH3120850A	1 Pc.	Vickers	HV 0.3	Steel	850 ±25 HV	Ø30x10
QH3120900A	1 Pc.	Vickers	HV 0.3	Steel	900 ±25 HV	Ø30x10
QH3120950A	1 Pc.	Vickers	HV 0.3	Steel	950 ±25 HV	Ø30x10
QH3121000A	1 Pc.	Vickers	HV 0.3	Steel	1000 ±25 HV	Ø30x10
QH3121050A	1 Pc.	Vickers	HV 0.3	Steel	1050 ±25 HV	Ø30x10
QH3121100A	1 Pc.	Vickers	HV 0.3	Steel	1100 ±25 HV	Ø30x10
<b>HV 0.5</b>						
QH3130040A	1 Pc.	Vickers	HV 0.5	Aluminum	40 ±25 HV	Ø30x10
QH3130070A	1 Pc.	Vickers	HV 0.5	Aluminum	70 ±25 HV	Ø30x10
QH3130100A	1 Pc.	Vickers	HV 0.5	Aluminum	100 ±25 HV	Ø30x10
QH3130150A	1 Pc.	Vickers	HV 0.5	Aluminum	150 ±25 HV	Ø30x10
QH3130200A	1 Pc.	Vickers	HV 0.5	Steel	200 ±25 HV	Ø30x10
QH3130250A	1 Pc.	Vickers	HV 0.5	Steel	250 ±25 HV	Ø30x10
QH3130300A	1 Pc.	Vickers	HV 0.5	Steel	300 ±25 HV	Ø30x10
QH3130350A	1 Pc.	Vickers	HV 0.5	Steel	350 ±25 HV	Ø30x10
QH3130400A	1 Pc.	Vickers	HV 0.5	Steel	400 ±25 HV	Ø30x10
QH3130450A	1 Pc.	Vickers	HV 0.5	Steel	450 ±25 HV	Ø30x10
QH3130500A	1 Pc.	Vickers	HV 0.5	Steel	500 ±25 HV	Ø30x10
QH3130550A	1 Pc.	Vickers	HV 0.5	Steel	550 ±25 HV	Ø30x10
QH3130600A	1 Pc.	Vickers	HV 0.5	Steel	600 ±25 HV	Ø30x10
QH3130650A	1 Pc.	Vickers	HV 0.5	Steel	650 ±25 HV	Ø30x10
QH3130700A	1 Pc.	Vickers	HV 0.5	Steel	700 ±25 HV	Ø30x10
QH3130750A	1 Pc.	Vickers	HV 0.5	Steel	750 ±25 HV	Ø30x10
QH3130800A	1 Pc.	Vickers	HV 0.5	Steel	800 ±25 HV	Ø30x10
QH3130850A	1 Pc.	Vickers	HV 0.5	Steel	850 ±25 HV	Ø30x10
QH3130900A	1 Pc.	Vickers	HV 0.5	Steel	900 ±25 HV	Ø30x10
QH3130950A	1 Pc.	Vickers	HV 0.5	Steel	950 ±25 HV	Ø30x10
QH3131000A	1 Pc.	Vickers	HV 0.5	Steel	1000 ±25 HV	Ø30x10
QH3131050A	1 Pc.	Vickers	HV 0.5	Steel	1050 ±25 HV	Ø30x10
QH3131100A	1 Pc.	Vickers	HV 0.5	Steel	1100 ±25 HV	Ø30x10

Item No.	Unit	Description				
HARDNESS TEST BLOCKS VICKERS (EN ISO 6507-3, ASTM E92)						
		HV	Material	Value	Dim. (mm)	
<b>HV 1</b>						
QH3140040A	1 Pc.	Vickers HV 1	Aluminum	40 ±25 HV	Ø30x10	
QH3140070A	1 Pc.	Vickers HV 1	Aluminum	70 ±25 HV	Ø30x10	
QH3140100A	1 Pc.	Vickers HV 1	Aluminum	100 ±25 HV	Ø30x10	
QH3140150A	1 Pc.	Vickers HV 1	Aluminum	150 ±25 HV	Ø30x10	
QH3140200A	1 Pc.	Vickers HV 1	Steel	200 ±25 HV	Ø30x10	
QH3140250A	1 Pc.	Vickers HV 1	Steel	250 ±25 HV	Ø30x10	
QH3140300A	1 Pc.	Vickers HV 1	Steel	300 ±25 HV	Ø30x10	
QH3140350A	1 Pc.	Vickers HV 1	Steel	350 ±25 HV	Ø30x10	
QH3140400A	1 Pc.	Vickers HV 1	Steel	400 ±25 HV	Ø30x10	
QH3140450A	1 Pc.	Vickers HV 1	Steel	450 ±25 HV	Ø30x10	
QH3140500A	1 Pc.	Vickers HV 1	Steel	500 ±25 HV	Ø30x10	
QH3140550A	1 Pc.	Vickers HV 1	Steel	550 ±25 HV	Ø30x10	
QH3140600A	1 Pc.	Vickers HV 1	Steel	600 ±25 HV	Ø30x10	
QH3140650A	1 Pc.	Vickers HV 1	Steel	650 ±25 HV	Ø30x10	
QH3140700A	1 Pc.	Vickers HV 1	Steel	700 ±25 HV	Ø30x10	
QH3140750A	1 Pc.	Vickers HV 1	Steel	750 ±25 HV	Ø30x10	
QH3140800A	1 Pc.	Vickers HV 1	Steel	800 ±25 HV	Ø30x10	
QH3140850A	1 Pc.	Vickers HV 1	Steel	850 ±25 HV	Ø30x10	
QH3140900A	1 Pc.	Vickers HV 1	Steel	900 ±25 HV	Ø30x10	
QH3140950A	1 Pc.	Vickers HV 1	Steel	950 ±25 HV	Ø30x10	
QH3141000A	1 Pc.	Vickers HV 1	Steel	1000 ±25 HV	Ø30x10	
QH3141050A	1 Pc.	Vickers HV 1	Steel	1050 ±25 HV	Ø30x10	
QH3141100A	1 Pc.	Vickers HV 1	Steel	1100 ±25 HV	Ø30x10	
<b>HV 2</b>						
QH3150040B	1 Pc.	Vickers HV 2	Aluminum	40 ±25 HV	Ø65x15	
QH3150070B	1 Pc.	Vickers HV 2	Aluminum	70 ±25 HV	Ø65x15	
QH3150100B	1 Pc.	Vickers HV 2	Aluminum	100 ±25 HV	Ø65x15	
QH3150150B	1 Pc.	Vickers HV 2	Aluminum	150 ±25 HV	Ø65x15	
QH3150200B	1 Pc.	Vickers HV 2	Steel	200 ±25 HV	Ø65x15	
QH3150250B	1 Pc.	Vickers HV 2	Steel	250 ±25 HV	Ø65x15	
QH3150300B	1 Pc.	Vickers HV 2	Steel	300 ±25 HV	Ø65x15	
QH3150350B	1 Pc.	Vickers HV 2	Steel	350 ±25 HV	Ø65x15	
QH3150400B	1 Pc.	Vickers HV 2	Steel	400 ±25 HV	Ø65x15	
QH3150450B	1 Pc.	Vickers HV 2	Steel	450 ±25 HV	Ø65x15	
QH3150500B	1 Pc.	Vickers HV 2	Steel	500 ±25 HV	Ø65x15	
QH3150550B	1 Pc.	Vickers HV 2	Steel	550 ±25 HV	Ø65x15	
QH3150600B	1 Pc.	Vickers HV 2	Steel	600 ±25 HV	Ø65x15	
QH3150650B	1 Pc.	Vickers HV 2	Steel	650 ±25 HV	Ø65x15	
QH3150700B	1 Pc.	Vickers HV 2	Steel	700 ±25 HV	Ø65x15	
QH3150750B	1 Pc.	Vickers HV 2	Steel	750 ±25 HV	Ø65x15	
QH3150800B	1 Pc.	Vickers HV 2	Steel	800 ±25 HV	Ø65x15	
QH3150850B	1 Pc.	Vickers HV 2	Steel	850 ±25 HV	Ø65x15	
QH3150900B	1 Pc.	Vickers HV 2	Steel	900 ±25 HV	Ø65x15	
QH3150950B	1 Pc.	Vickers HV 2	Steel	950 ±25 HV	Ø65x15	
QH3151000B	1 Pc.	Vickers HV 2	Steel	1000 ±25 HV	Ø65x15	
QH3151050B	1 Pc.	Vickers HV 2	Steel	1050 ±25 HV	Ø65x15	





Item No.	Unit	Description				
HARDNESS TEST BLOCKS VICKERS (EN ISO 6507-3, ASTM E92)						
		HV		Material	Value	Dim. (mm)
<b>HV 2.5</b>						
QH3160040B	1 Pc.	Vickers	HV 2.5	Aluminum	40 ±25 HV	Ø65x15
QH3160070B	1 Pc.	Vickers	HV 2.5	Aluminum	70 ±25 HV	Ø65x15
QH3160100B	1 Pc.	Vickers	HV 2.5	Aluminum	100 ±25 HV	Ø65x15
QH3160150B	1 Pc.	Vickers	HV 2.5	Aluminum	150 ±25 HV	Ø65x15
QH3160200B	1 Pc.	Vickers	HV 2.5	Steel	200 ±25 HV	Ø65x15
QH3160250B	1 Pc.	Vickers	HV 2.5	Steel	250 ±25 HV	Ø65x15
QH3160300B	1 Pc.	Vickers	HV 2.5	Steel	300 ±25 HV	Ø65x15
QH3160350B	1 Pc.	Vickers	HV 2.5	Steel	350 ±25 HV	Ø65x15
QH3160400B	1 Pc.	Vickers	HV 2.5	Steel	400 ±25 HV	Ø65x15
QH3160450B	1 Pc.	Vickers	HV 2.5	Steel	450 ±25 HV	Ø65x15
QH3160500B	1 Pc.	Vickers	HV 2.5	Steel	500 ±25 HV	Ø65x15
QH3160550B	1 Pc.	Vickers	HV 2.5	Steel	550 ±25 HV	Ø65x15
QH3160600B	1 Pc.	Vickers	HV 2.5	Steel	600 ±25 HV	Ø65x15
QH3160650B	1 Pc.	Vickers	HV 2.5	Steel	650 ±25 HV	Ø65x15
QH3160700B	1 Pc.	Vickers	HV 2.5	Steel	700 ±25 HV	Ø65x15
QH3160750B	1 Pc.	Vickers	HV 2.5	Steel	750 ±25 HV	Ø65x15
QH3160800B	1 Pc.	Vickers	HV 2.5	Steel	800 ±25 HV	Ø65x15
QH3160850B	1 Pc.	Vickers	HV 2.5	Steel	850 ±25 HV	Ø65x15
QH3160900B	1 Pc.	Vickers	HV 2.5	Steel	900 ±25 HV	Ø65x15
QH3160950B	1 Pc.	Vickers	HV 2.5	Steel	950 ±25 HV	Ø65x15
QH3161000B	1 Pc.	Vickers	HV 2.5	Steel	1000 ±25 HV	Ø65x15
QH3161050B	1 Pc.	Vickers	HV 2.5	Steel	1050 ±25 HV	Ø65x15



<b>HV 3</b>						
QH3170040B	1 Pc.	Vickers	HV 3	Aluminum	40 ±25 HV	Ø65x15
QH3170070B	1 Pc.	Vickers	HV 3	Aluminum	70 ±25 HV	Ø65x15
QH3170100B	1 Pc.	Vickers	HV 3	Aluminum	100 ±25 HV	Ø65x15
QH3170150B	1 Pc.	Vickers	HV 3	Aluminum	150 ±25 HV	Ø65x15
QH3170200B	1 Pc.	Vickers	HV 3	Steel	200 ±25 HV	Ø65x15
QH3170250B	1 Pc.	Vickers	HV 3	Steel	250 ±25 HV	Ø65x15
QH3170300B	1 Pc.	Vickers	HV 3	Steel	300 ±25 HV	Ø65x15
QH3170350B	1 Pc.	Vickers	HV 3	Steel	350 ±25 HV	Ø65x15
QH3170400B	1 Pc.	Vickers	HV 3	Steel	400 ±25 HV	Ø65x15
QH3170450B	1 Pc.	Vickers	HV 3	Steel	450 ±25 HV	Ø65x15
QH3170500B	1 Pc.	Vickers	HV 3	Steel	500 ±25 HV	Ø65x15
QH3170550B	1 Pc.	Vickers	HV 3	Steel	550 ±25 HV	Ø65x15
QH3170600B	1 Pc.	Vickers	HV 3	Steel	600 ±25 HV	Ø65x15
QH3170650B	1 Pc.	Vickers	HV 3	Steel	650 ±25 HV	Ø65x15
QH3170700B	1 Pc.	Vickers	HV 3	Steel	700 ±25 HV	Ø65x15
QH3170750B	1 Pc.	Vickers	HV 3	Steel	750 ±25 HV	Ø65x15
QH3170800B	1 Pc.	Vickers	HV 3	Steel	800 ±25 HV	Ø65x15
QH3170850B	1 Pc.	Vickers	HV 3	Steel	850 ±25 HV	Ø65x15
QH3170900B	1 Pc.	Vickers	HV 3	Steel	900 ±25 HV	Ø65x15
QH3170950B	1 Pc.	Vickers	HV 3	Steel	950 ±25 HV	Ø65x15
QH3171000B	1 Pc.	Vickers	HV 3	Steel	1000 ±25 HV	Ø65x15
QH3171050B	1 Pc.	Vickers	HV 3	Steel	1050 ±25 HV	Ø65x15

Item No.	Unit	Description
----------	------	-------------

**HARDNESS TEST BLOCKS VICKERS  
(EN ISO 6507-3, ASTM E92)**

HV	Material	Value	Dim. (mm)
----	----------	-------	-----------


**HV 5**

QH3180040B	1 Pc.	Vickers	HV 5	Aluminum	40 ±25 HV	Ø65x15
QH3180070B	1 Pc.	Vickers	HV 5	Aluminum	70 ±25 HV	Ø65x15
QH3180100B	1 Pc.	Vickers	HV 5	Aluminum	100 ±25 HV	Ø65x15
QH3180150B	1 Pc.	Vickers	HV 5	Aluminum	150 ±25 HV	Ø65x15
QH3180200B	1 Pc.	Vickers	HV 5	Steel	200 ±25 HV	Ø65x15
QH3180250B	1 Pc.	Vickers	HV 5	Steel	250 ±25 HV	Ø65x15
QH3180300B	1 Pc.	Vickers	HV 5	Steel	300 ±25 HV	Ø65x15
QH3180350B	1 Pc.	Vickers	HV 5	Steel	350 ±25 HV	Ø65x15
QH3180400B	1 Pc.	Vickers	HV 5	Steel	400 ±25 HV	Ø65x15
QH3180450B	1 Pc.	Vickers	HV 5	Steel	450 ±25 HV	Ø65x15
QH3180500B	1 Pc.	Vickers	HV 5	Steel	500 ±25 HV	Ø65x15
QH3180550B	1 Pc.	Vickers	HV 5	Steel	550 ±25 HV	Ø65x15
QH3180600B	1 Pc.	Vickers	HV 5	Steel	600 ±25 HV	Ø65x15
QH3180650B	1 Pc.	Vickers	HV 5	Steel	650 ±25 HV	Ø65x15
QH3180700B	1 Pc.	Vickers	HV 5	Steel	700 ±25 HV	Ø65x15
QH3180750B	1 Pc.	Vickers	HV 5	Steel	750 ±25 HV	Ø65x15
QH3180800B	1 Pc.	Vickers	HV 5	Steel	800 ±25 HV	Ø65x15
QH3180850B	1 Pc.	Vickers	HV 5	Steel	850 ±25 HV	Ø65x15
QH3180900B	1 Pc.	Vickers	HV 5	Steel	900 ±25 HV	Ø65x15
QH3180950B	1 Pc.	Vickers	HV 5	Steel	950 ±25 HV	Ø65x15
QH3181000B	1 Pc.	Vickers	HV 5	Steel	1000 ±25 HV	Ø65x15
QH3181050B	1 Pc.	Vickers	HV 5	Steel	1050 ±25 HV	Ø65x15


**HV 10**

QH3190040B	1 Pc.	Vickers	HV 10	Aluminum	40 ±25 HV	Ø65x15
QH3190070B	1 Pc.	Vickers	HV 10	Aluminum	70 ±25 HV	Ø65x15
QH3190100B	1 Pc.	Vickers	HV 10	Aluminum	100 ±25 HV	Ø65x15
QH3190150B	1 Pc.	Vickers	HV 10	Aluminum	150 ±25 HV	Ø65x15
QH3190200B	1 Pc.	Vickers	HV 10	Steel	200 ±25 HV	Ø65x15
QH3190250B	1 Pc.	Vickers	HV 10	Steel	250 ±25 HV	Ø65x15
QH3190300B	1 Pc.	Vickers	HV 10	Steel	300 ±25 HV	Ø65x15
QH3190350B	1 Pc.	Vickers	HV 10	Steel	350 ±25 HV	Ø65x15
QH3190400B	1 Pc.	Vickers	HV 10	Steel	400 ±25 HV	Ø65x15
QH3190450B	1 Pc.	Vickers	HV 10	Steel	450 ±25 HV	Ø65x15
QH3190500B	1 Pc.	Vickers	HV 10	Steel	500 ±25 HV	Ø65x15
QH3190550B	1 Pc.	Vickers	HV 10	Steel	550 ±25 HV	Ø65x15
QH3190600B	1 Pc.	Vickers	HV 10	Steel	600 ±25 HV	Ø65x15
QH3190650B	1 Pc.	Vickers	HV 10	Steel	650 ±25 HV	Ø65x15
QH3190700B	1 Pc.	Vickers	HV 10	Steel	700 ±25 HV	Ø65x15
QH3190750B	1 Pc.	Vickers	HV 10	Steel	750 ±25 HV	Ø65x15
QH3190800B	1 Pc.	Vickers	HV 10	Steel	800 ±25 HV	Ø65x15
QH3190850B	1 Pc.	Vickers	HV 10	Steel	850 ±25 HV	Ø65x15
QH3190900B	1 Pc.	Vickers	HV 10	Steel	900 ±25 HV	Ø65x15
QH3190950B	1 Pc.	Vickers	HV 10	Steel	950 ±25 HV	Ø65x15
QH3191000B	1 Pc.	Vickers	HV 10	Steel	1000 ±25 HV	Ø65x15
QH3191050B	1 Pc.	Vickers	HV 10	Steel	1050 ±25 HV	Ø65x15

Item No.	Unit	Description				
HARDNESS TEST BLOCKS VICKERS (EN ISO 6507-3, ASTM E92)						
			HV	Material	Value	Dim. (mm)
<b>HV 10</b>						
QH3191180D	1 Pc.	Vickers	HV 10	Carbide	1180 ±25 HV	25x25x6
QH3191300D	1 Pc.	Vickers	HV 10	Carbide	1300 ±25 HV	25x25x6
QH3191350D	1 Pc.	Vickers	HV 10	Carbide	1350 ±25 HV	25x25x6
QH3191420D	1 Pc.	Vickers	HV 10	Carbide	1420 ±25 HV	25x25x6
QH3191500D	1 Pc.	Vickers	HV 10	Carbide	1500 ±25 HV	25x25x6
QH3191550D	1 Pc.	Vickers	HV 10	Carbide	1550 ±25 HV	25x25x6
QH3191600D	1 Pc.	Vickers	HV 10	Carbide	1600 ±25 HV	25x25x6
QH3191640D	1 Pc.	Vickers	HV 10	Carbide	1640 ±25 HV	25x25x6
QH3191700D	1 Pc.	Vickers	HV 10	Carbide	1700 ±25 HV	25x25x6
QH3191740D	1 Pc.	Vickers	HV 10	Carbide	1740 ±25 HV	25x25x6
QH3191820D	1 Pc.	Vickers	HV 10	Carbide	1820 ±25 HV	25x25x6



<b>HV 20</b>						
QH3200040B	1 Pc.	Vickers	HV 20	Aluminum	40 ±25 HV	Ø65x15
QH3200070B	1 Pc.	Vickers	HV 20	Aluminum	70 ±25 HV	Ø65x15
QH3200100B	1 Pc.	Vickers	HV 20	Aluminum	100 ±25 HV	Ø65x15
QH3200150B	1 Pc.	Vickers	HV 20	Aluminum	150 ±25 HV	Ø65x15
QH3200200B	1 Pc.	Vickers	HV 20	Steel	200 ±25 HV	Ø65x15
QH3200250B	1 Pc.	Vickers	HV 20	Steel	250 ±25 HV	Ø65x15
QH3200300B	1 Pc.	Vickers	HV 20	Steel	300 ±25 HV	Ø65x15
QH3200350B	1 Pc.	Vickers	HV 20	Steel	350 ±25 HV	Ø65x15
QH3200400B	1 Pc.	Vickers	HV 20	Steel	400 ±25 HV	Ø65x15
QH3200450B	1 Pc.	Vickers	HV 20	Steel	450 ±25 HV	Ø65x15
QH3200500B	1 Pc.	Vickers	HV 20	Steel	500 ±25 HV	Ø65x15
QH3200550B	1 Pc.	Vickers	HV 20	Steel	550 ±25 HV	Ø65x15
QH3200600B	1 Pc.	Vickers	HV 20	Steel	600 ±25 HV	Ø65x15
QH3200650B	1 Pc.	Vickers	HV 20	Steel	650 ±25 HV	Ø65x15
QH3200700B	1 Pc.	Vickers	HV 20	Steel	700 ±25 HV	Ø65x15
QH3200750B	1 Pc.	Vickers	HV 20	Steel	750 ±25 HV	Ø65x15
QH3200800B	1 Pc.	Vickers	HV 20	Steel	800 ±25 HV	Ø65x15
QH3200850B	1 Pc.	Vickers	HV 20	Steel	850 ±25 HV	Ø65x15
QH3200900B	1 Pc.	Vickers	HV 20	Steel	900 ±25 HV	Ø65x15
QH3200950B	1 Pc.	Vickers	HV 20	Steel	950 ±25 HV	Ø65x15
QH3201000B	1 Pc.	Vickers	HV 20	Steel	1000 ±25 HV	Ø65x15
QH3201050B	1 Pc.	Vickers	HV 20	Steel	1050 ±25 HV	Ø65x15

## Notes

---



---



---



---



---



---

Item No.	Unit	Description
<b>HARDNESS TEST BLOCKS VICKERS (EN ISO 6507-3, ASTM E92)</b>		
		<b>HV      Material      Value      Dim. (mm)</b>



<b>HV 30</b>						
QH3210040B	1 Pc.	Vickers	HV 30	Aluminum	40 ±25 HV	Ø65x15
QH3210070B	1 Pc.	Vickers	HV 30	Aluminum	70 ±25 HV	Ø65x15
QH3210100B	1 Pc.	Vickers	HV 30	Aluminum	100 ±25 HV	Ø65x15
QH3210150B	1 Pc.	Vickers	HV 30	Aluminum	150 ±25 HV	Ø65x15
QH3210200B	1 Pc.	Vickers	HV 30	Steel	200 ±25 HV	Ø65x15
QH3210250B	1 Pc.	Vickers	HV 30	Steel	250 ±25 HV	Ø65x15
QH3210300B	1 Pc.	Vickers	HV 30	Steel	300 ±25 HV	Ø65x15
QH3210350B	1 Pc.	Vickers	HV 30	Steel	350 ±25 HV	Ø65x15
QH3210400B	1 Pc.	Vickers	HV 30	Steel	400 ±25 HV	Ø65x15
QH3210450B	1 Pc.	Vickers	HV 30	Steel	450 ±25 HV	Ø65x15
QH3210500B	1 Pc.	Vickers	HV 30	Steel	500 ±25 HV	Ø65x15
QH3210550B	1 Pc.	Vickers	HV 30	Steel	550 ±25 HV	Ø65x15
QH3210600B	1 Pc.	Vickers	HV 30	Steel	600 ±25 HV	Ø65x15
QH3210650B	1 Pc.	Vickers	HV 30	Steel	650 ±25 HV	Ø65x15
QH3210700B	1 Pc.	Vickers	HV 30	Steel	700 ±25 HV	Ø65x15
QH3210750B	1 Pc.	Vickers	HV 30	Steel	750 ±25 HV	Ø65x15
QH3210800B	1 Pc.	Vickers	HV 30	Steel	800 ±25 HV	Ø65x15
QH3210850B	1 Pc.	Vickers	HV 30	Steel	850 ±25 HV	Ø65x15
QH3210900B	1 Pc.	Vickers	HV 30	Steel	900 ±25 HV	Ø65x15
QH3210950B	1 Pc.	Vickers	HV 30	Steel	950 ±25 HV	Ø65x15
QH3211000B	1 Pc.	Vickers	HV 30	Steel	1000 ±25 HV	Ø65x15
QH3211050B	1 Pc.	Vickers	HV 30	Steel	1050 ±25 HV	Ø65x15
QH3211180D	1 Pc.	Vickers	HV 30	Carbide	1180 ±25 HV	25x25x6
QH3211300D	1 Pc.	Vickers	HV 30	Carbide	1300 ±25 HV	25x25x6
QH3211350D	1 Pc.	Vickers	HV 30	Carbide	1350 ±25 HV	25x25x6
QH3211420D	1 Pc.	Vickers	HV 30	Carbide	1420 ±25 HV	25x25x6
QH3211500D	1 Pc.	Vickers	HV 30	Carbide	1500 ±25 HV	25x25x6
QH3211550D	1 Pc.	Vickers	HV 30	Carbide	1550 ±25 HV	25x25x6
QH3211600D	1 Pc.	Vickers	HV 30	Carbide	1600 ±25 HV	25x25x6
QH3211640D	1 Pc.	Vickers	HV 30	Carbide	1640 ±25 HV	25x25x6
QH3211700D	1 Pc.	Vickers	HV 30	Carbide	1700 ±25 HV	25x25x6
QH3211740D	1 Pc.	Vickers	HV 30	Carbide	1740 ±25 HV	25x25x6
QH3211820D	1 Pc.	Vickers	HV 30	Carbide	1820 ±25 HV	25x25x6

## Notes

---

---

---

---

---

---

---

---

---

---



Item No.	Unit	Description	HV	Material	Value	Dim. (mm)
<b>HARDNESS TEST BLOCKS VICKERS (EN ISO 6507-3, ASTM E92)</b>						
<b>HV 50</b>						
QH3220040B	1 Pc.	Vickers HV 50	HV 50	Aluminum	40 ±25 HV	Ø65x15
QH3220070B	1 Pc.	Vickers HV 50	HV 50	Aluminum	70 ±25 HV	Ø65x15
QH3220100B	1 Pc.	Vickers HV 50	HV 50	Aluminum	100 ±25 HV	Ø65x15
QH3220150B	1 Pc.	Vickers HV 50	HV 50	Aluminum	150 ±25 HV	Ø65x15
QH3220200B	1 Pc.	Vickers HV 50	HV 50	Steel	200 ±25 HV	Ø65x15
QH3220250B	1 Pc.	Vickers HV 50	HV 50	Steel	250 ±25 HV	Ø65x15
QH3220300B	1 Pc.	Vickers HV 50	HV 50	Steel	300 ±25 HV	Ø65x15
QH3220350B	1 Pc.	Vickers HV 50	HV 50	Steel	350 ±25 HV	Ø65x15
QH3220400B	1 Pc.	Vickers HV 50	HV 50	Steel	400 ±25 HV	Ø65x15
QH3220450B	1 Pc.	Vickers HV 50	HV 50	Steel	450 ±25 HV	Ø65x15
QH3220500B	1 Pc.	Vickers HV 50	HV 50	Steel	500 ±25 HV	Ø65x15
QH3220550B	1 Pc.	Vickers HV 50	HV 50	Steel	550 ±25 HV	Ø65x15
QH3220600B	1 Pc.	Vickers HV 50	HV 50	Steel	600 ±25 HV	Ø65x15
QH3220650B	1 Pc.	Vickers HV 50	HV 50	Steel	650 ±25 HV	Ø65x15
QH3220700B	1 Pc.	Vickers HV 50	HV 50	Steel	700 ±25 HV	Ø65x15
QH3220750B	1 Pc.	Vickers HV 50	HV 50	Steel	750 ±25 HV	Ø65x15
QH3220800B	1 Pc.	Vickers HV 50	HV 50	Steel	800 ±25 HV	Ø65x15
QH3220850B	1 Pc.	Vickers HV 50	HV 50	Steel	850 ±25 HV	Ø65x15
QH3220900B	1 Pc.	Vickers HV 50	HV 50	Steel	900 ±25 HV	Ø65x15
QH3220950B	1 Pc.	Vickers HV 50	HV 50	Steel	950 ±25 HV	Ø65x15
QH3221000B	1 Pc.	Vickers HV 50	HV 50	Steel	1000 ±25 HV	Ø65x15
QH3221050B	1 Pc.	Vickers HV 50	HV 50	Steel	1050 ±25 HV	Ø65x15



Item No.	Unit	Description	HV	Material	Value	Dim. (mm)
<b>HV 100</b>						
QH3240040B	1 Pc.	Vickers HV 100	HV 100	Aluminum	40 ±25 HV	Ø65x15
QH3240070B	1 Pc.	Vickers HV 100	HV 100	Aluminum	70 ±25 HV	Ø65x15
QH3240100B	1 Pc.	Vickers HV 100	HV 100	Aluminum	100 ±25 HV	Ø65x15
QH3240150B	1 Pc.	Vickers HV 100	HV 100	Aluminum	150 ±25 HV	Ø65x15
QH3240200B	1 Pc.	Vickers HV 100	HV 100	Steel	200 ±25 HV	Ø65x15
QH3240250B	1 Pc.	Vickers HV 100	HV 100	Steel	250 ±25 HV	Ø65x15
QH3240300B	1 Pc.	Vickers HV 100	HV 100	Steel	300 ±25 HV	Ø65x15
QH3240350B	1 Pc.	Vickers HV 100	HV 100	Steel	350 ±25 HV	Ø65x15
QH3240400B	1 Pc.	Vickers HV 100	HV 100	Steel	400 ±25 HV	Ø65x15
QH3240450B	1 Pc.	Vickers HV 100	HV 100	Steel	450 ±25 HV	Ø65x15
QH3240500B	1 Pc.	Vickers HV 100	HV 100	Steel	500 ±25 HV	Ø65x15
QH3240550B	1 Pc.	Vickers HV 100	HV 100	Steel	550 ±25 HV	Ø65x15
QH3240600B	1 Pc.	Vickers HV 100	HV 100	Steel	600 ±25 HV	Ø65x15
QH3240650B	1 Pc.	Vickers HV 100	HV 100	Steel	650 ±25 HV	Ø65x15
QH3240700B	1 Pc.	Vickers HV 100	HV 100	Steel	700 ±25 HV	Ø65x15
QH3240750B	1 Pc.	Vickers HV 100	HV 100	Steel	750 ±25 HV	Ø65x15
QH3240800B	1 Pc.	Vickers HV 100	HV 100	Steel	800 ±25 HV	Ø65x15
QH3240850B	1 Pc.	Vickers HV 100	HV 100	Steel	850 ±25 HV	Ø65x15
QH3240900B	1 Pc.	Vickers HV 100	HV 100	Steel	900 ±25 HV	Ø65x15
QH3240950B	1 Pc.	Vickers HV 100	HV 100	Steel	950 ±25 HV	Ø65x15
QH3241000B	1 Pc.	Vickers HV 100	HV 100	Steel	1000 ±25 HV	Ø65x15
QH3241050B	1 Pc.	Vickers HV 100	HV 100	Steel	1050 ±25 HV	Ø65x15

# Qprep Hardness test blocks Knoop

Item No.	Unit	Description
----------	------	-------------

## HARDNESS TEST BLOCKS KNOOP (EN ISO 4545-3, ASTM E92)

HK	Material	Value	Dim. (mm)
----	----------	-------	-----------



### HK 0.01

Item No.	Unit	Description	HK	Material	Value	Dim. (mm)
QH4040040A	1 Pc.	Knoop	HK 0.01	Aluminum	40 ±25 HK	Ø30x10
QH4040070A	1 Pc.	Knoop	HK 0.01	Aluminum	70 ±25 HK	Ø30x10
QH4040100A	1 Pc.	Knoop	HK 0.01	Aluminum	100 ±25 HK	Ø30x10
QH4040150A	1 Pc.	Knoop	HK 0.01	Aluminum	150 ±25 HK	Ø30x10
QH4040200A	1 Pc.	Knoop	HK 0.01	Steel	200 ±25 HK	Ø30x10
QH4040250A	1 Pc.	Knoop	HK 0.01	Steel	250 ±25 HK	Ø30x10
QH4040300A	1 Pc.	Knoop	HK 0.01	Steel	300 ±25 HK	Ø30x10
QH4040350A	1 Pc.	Knoop	HK 0.01	Steel	350 ±25 HK	Ø30x10
QH4040400A	1 Pc.	Knoop	HK 0.01	Steel	400 ±25 HK	Ø30x10
QH4040450A	1 Pc.	Knoop	HK 0.01	Steel	450 ±25 HK	Ø30x10
QH4040500A	1 Pc.	Knoop	HK 0.01	Steel	500 ±25 HK	Ø30x10
QH4040550A	1 Pc.	Knoop	HK 0.01	Steel	550 ±25 HK	Ø30x10
QH4040600A	1 Pc.	Knoop	HK 0.01	Steel	600 ±25 HK	Ø30x10
QH4040650A	1 Pc.	Knoop	HK 0.01	Steel	650 ±25 HK	Ø30x10
QH4040700A	1 Pc.	Knoop	HK 0.01	Steel	700 ±25 HK	Ø30x10
QH4040750A	1 Pc.	Knoop	HK 0.01	Steel	750 ±25 HK	Ø30x10
QH4040800A	1 Pc.	Knoop	HK 0.01	Steel	800 ±25 HK	Ø30x10
QH4040850A	1 Pc.	Knoop	HK 0.01	Steel	850 ±25 HK	Ø30x10
QH4040900A	1 Pc.	Knoop	HK 0.01	Steel	900 ±25 HK	Ø30x10
QH4040950A	1 Pc.	Knoop	HK 0.01	Steel	950 ±25 HK	Ø30x10
QH4041000A	1 Pc.	Knoop	HK 0.01	Steel	1000 ±25 HK	Ø30x10




### HK 0.025

Item No.	Unit	Description	HK	Material	Value	Dim. (mm)
QH4070040A	1 Pc.	Knoop	HK 0.025	Aluminum	40 ±25 HK	Ø30x10
QH4070070A	1 Pc.	Knoop	HK 0.025	Aluminum	70 ±25 HK	Ø30x10
QH4070100A	1 Pc.	Knoop	HK 0.025	Aluminum	100 ±25 HK	Ø30x10
QH4070150A	1 Pc.	Knoop	HK 0.025	Aluminum	150 ±25 HK	Ø30x10
QH4070200A	1 Pc.	Knoop	HK 0.025	Steel	200 ±25 HK	Ø30x10
QH4070250A	1 Pc.	Knoop	HK 0.025	Steel	250 ±25 HK	Ø30x10
QH4070300A	1 Pc.	Knoop	HK 0.025	Steel	300 ±25 HK	Ø30x10
QH4070350A	1 Pc.	Knoop	HK 0.025	Steel	350 ±25 HK	Ø30x10
QH4070400A	1 Pc.	Knoop	HK 0.025	Steel	400 ±25 HK	Ø30x10
QH4070450A	1 Pc.	Knoop	HK 0.025	Steel	450 ±25 HK	Ø30x10
QH4070500A	1 Pc.	Knoop	HK 0.025	Steel	500 ±25 HK	Ø30x10
QH4070550A	1 Pc.	Knoop	HK 0.025	Steel	550 ±25 HK	Ø30x10
QH4070600A	1 Pc.	Knoop	HK 0.025	Steel	600 ±25 HK	Ø30x10
QH4070650A	1 Pc.	Knoop	HK 0.025	Steel	650 ±25 HK	Ø30x10
QH4070700A	1 Pc.	Knoop	HK 0.025	Steel	700 ±25 HK	Ø30x10
QH4070750A	1 Pc.	Knoop	HK 0.025	Steel	750 ±25 HK	Ø30x10
QH4070800A	1 Pc.	Knoop	HK 0.025	Steel	800 ±25 HK	Ø30x10
QH4070850A	1 Pc.	Knoop	HK 0.025	Steel	850 ±25 HK	Ø30x10
QH4070900A	1 Pc.	Knoop	HK 0.025	Steel	900 ±25 HK	Ø30x10
QH4070950A	1 Pc.	Knoop	HK 0.025	Steel	950 ±25 HK	Ø30x10
QH4071000A	1 Pc.	Knoop	HK 0.025	Steel	1000 ±25 HK	Ø30x10






Item No.	Unit	Description				
HARDNESS TEST BLOCKS KNOOP (EN ISO 4545-3, ASTM E92)						
		HK	Material	Value	Dim. (mm)	
<b>HK 0.05</b>						
QH4080040A	1 Pc.	Knoop	HK 0.05	Aluminum	40 ±25 HK	Ø30x10
QH4080070A	1 Pc.	Knoop	HK 0.05	Aluminum	70 ±25 HK	Ø30x10
QH4080100A	1 Pc.	Knoop	HK 0.05	Aluminum	100 ±25 HK	Ø30x10
QH4080150A	1 Pc.	Knoop	HK 0.05	Aluminum	150 ±25 HK	Ø30x10
QH4080200A	1 Pc.	Knoop	HK 0.05	Steel	200 ±25 HK	Ø30x10
QH4080250A	1 Pc.	Knoop	HK 0.05	Steel	250 ±25 HK	Ø30x10
QH4080300A	1 Pc.	Knoop	HK 0.05	Steel	300 ±25 HK	Ø30x10
QH4080350A	1 Pc.	Knoop	HK 0.05	Steel	350 ±25 HK	Ø30x10
QH4080400A	1 Pc.	Knoop	HK 0.05	Steel	400 ±25 HK	Ø30x10
QH4080450A	1 Pc.	Knoop	HK 0.05	Steel	450 ±25 HK	Ø30x10
QH4080500A	1 Pc.	Knoop	HK 0.05	Steel	500 ±25 HK	Ø30x10
QH4080550A	1 Pc.	Knoop	HK 0.05	Steel	550 ±25 HK	Ø30x10
QH4080600A	1 Pc.	Knoop	HK 0.05	Steel	600 ±25 HK	Ø30x10
QH4080650A	1 Pc.	Knoop	HK 0.05	Steel	650 ±25 HK	Ø30x10
QH4080700A	1 Pc.	Knoop	HK 0.05	Steel	700 ±25 HK	Ø30x10
QH4080750A	1 Pc.	Knoop	HK 0.05	Steel	750 ±25 HK	Ø30x10
QH4080800A	1 Pc.	Knoop	HK 0.05	Steel	800 ±25 HK	Ø30x10
QH4080850A	1 Pc.	Knoop	HK 0.05	Steel	850 ±25 HK	Ø30x10
QH4080900A	1 Pc.	Knoop	HK 0.05	Steel	900 ±25 HK	Ø30x10
QH4080950A	1 Pc.	Knoop	HK 0.05	Steel	950 ±25 HK	Ø30x10
QH4081000A	1 Pc.	Knoop	HK 0.05	Steel	1000 ±25 HK	Ø30x10
<b>HK 0.1</b>						
QH4090040A	1 Pc.	Knoop	HK 0.1	Aluminum	40 ±25 HK	Ø30x10
QH4090070A	1 Pc.	Knoop	HK 0.1	Aluminum	70 ±25 HK	Ø30x10
QH4090100A	1 Pc.	Knoop	HK 0.1	Aluminum	100 ±25 HK	Ø30x10
QH4090150A	1 Pc.	Knoop	HK 0.1	Aluminum	150 ±25 HK	Ø30x10
QH4090200A	1 Pc.	Knoop	HK 0.1	Steel	200 ±25 HK	Ø30x10
QH4090250A	1 Pc.	Knoop	HK 0.1	Steel	250 ±25 HK	Ø30x10
QH4090300A	1 Pc.	Knoop	HK 0.1	Steel	300 ±25 HK	Ø30x10
QH4090350A	1 Pc.	Knoop	HK 0.1	Steel	350 ±25 HK	Ø30x10
QH4090400A	1 Pc.	Knoop	HK 0.1	Steel	400 ±25 HK	Ø30x10
QH4090450A	1 Pc.	Knoop	HK 0.1	Steel	450 ±25 HK	Ø30x10
QH4090500A	1 Pc.	Knoop	HK 0.1	Steel	500 ±25 HK	Ø30x10
QH4090550A	1 Pc.	Knoop	HK 0.1	Steel	550 ±25 HK	Ø30x10
QH4090600A	1 Pc.	Knoop	HK 0.1	Steel	600 ±25 HK	Ø30x10
QH4090650A	1 Pc.	Knoop	HK 0.1	Steel	650 ±25 HK	Ø30x10
QH4090700A	1 Pc.	Knoop	HK 0.1	Steel	700 ±25 HK	Ø30x10
QH4090750A	1 Pc.	Knoop	HK 0.1	Steel	750 ±25 HK	Ø30x10
QH4090800A	1 Pc.	Knoop	HK 0.1	Steel	800 ±25 HK	Ø30x10
QH4090850A	1 Pc.	Knoop	HK 0.1	Steel	850 ±25 HK	Ø30x10
QH4090900A	1 Pc.	Knoop	HK 0.1	Steel	900 ±25 HK	Ø30x10
QH4090950A	1 Pc.	Knoop	HK 0.1	Steel	950 ±25 HK	Ø30x10
QH4091000A	1 Pc.	Knoop	HK 0.1	Steel	1000 ±25 HK	Ø30x10

Item No.	Unit	Description	HK	Material	Value	Dim. (mm)
<b>HARDNESS TEST BLOCKS KNOOP (EN ISO 4545-3, ASTM E92)</b>						
<b>HK 0.2</b>						
QH410040A	1 Pc.	Knoop	HK 0.2	Aluminum	40 ±25 HK	Ø30x10
QH410070A	1 Pc.	Knoop	HK 0.2	Aluminum	70 ±25 HK	Ø30x10
QH4100100A	1 Pc.	Knoop	HK 0.2	Aluminum	100 ±25 HK	Ø30x10
QH4100150A	1 Pc.	Knoop	HK 0.2	Aluminum	150 ±25 HK	Ø30x10
QH4100200A	1 Pc.	Knoop	HK 0.2	Steel	200 ±25 HK	Ø30x10
QH4100250A	1 Pc.	Knoop	HK 0.2	Steel	250 ±25 HK	Ø30x10
QH4100300A	1 Pc.	Knoop	HK 0.2	Steel	300 ±25 HK	Ø30x10
QH4100350A	1 Pc.	Knoop	HK 0.2	Steel	350 ±25 HK	Ø30x10
QH4100400A	1 Pc.	Knoop	HK 0.2	Steel	400 ±25 HK	Ø30x10
QH4100450A	1 Pc.	Knoop	HK 0.2	Steel	450 ±25 HK	Ø30x10
QH4100500A	1 Pc.	Knoop	HK 0.2	Steel	500 ±25 HK	Ø30x10
QH4100550A	1 Pc.	Knoop	HK 0.2	Steel	550 ±25 HK	Ø30x10
QH4100600A	1 Pc.	Knoop	HK 0.2	Steel	600 ±25 HK	Ø30x10
QH4100650A	1 Pc.	Knoop	HK 0.2	Steel	650 ±25 HK	Ø30x10
QH4100700A	1 Pc.	Knoop	HK 0.2	Steel	700 ±25 HK	Ø30x10
QH4100750A	1 Pc.	Knoop	HK 0.2	Steel	750 ±25 HK	Ø30x10
QH4100800A	1 Pc.	Knoop	HK 0.2	Steel	800 ±25 HK	Ø30x10
QH4100850A	1 Pc.	Knoop	HK 0.2	Steel	850 ±25 HK	Ø30x10
QH4100900A	1 Pc.	Knoop	HK 0.2	Steel	900 ±25 HK	Ø30x10
QH4100950A	1 Pc.	Knoop	HK 0.2	Steel	950 ±25 HK	Ø30x10
QH4101000A	1 Pc.	Knoop	HK 0.2	Steel	1000 ±25 HK	Ø30x10




Item No.	Unit	Description	HK	Material	Value	Dim. (mm)
<b>HK 0.3</b>						
QH4110040A	1 Pc.	Knoop	HK 0.3	Aluminum	40 ±25 HK	Ø30x10
QH4110070A	1 Pc.	Knoop	HK 0.3	Aluminum	70 ±25 HK	Ø30x10
QH4110100A	1 Pc.	Knoop	HK 0.3	Aluminum	100 ±25 HK	Ø30x10
QH4110150A	1 Pc.	Knoop	HK 0.3	Aluminum	150 ±25 HK	Ø30x10
QH4110200A	1 Pc.	Knoop	HK 0.3	Steel	200 ±25 HK	Ø30x10
QH4110250A	1 Pc.	Knoop	HK 0.3	Steel	250 ±25 HK	Ø30x10
QH4110300A	1 Pc.	Knoop	HK 0.3	Steel	300 ±25 HK	Ø30x10
QH4110350A	1 Pc.	Knoop	HK 0.3	Steel	350 ±25 HK	Ø30x10
QH4110400A	1 Pc.	Knoop	HK 0.3	Steel	400 ±25 HK	Ø30x10
QH4110450A	1 Pc.	Knoop	HK 0.3	Steel	450 ±25 HK	Ø30x10
QH4110500A	1 Pc.	Knoop	HK 0.3	Steel	500 ±25 HK	Ø30x10
QH4110550A	1 Pc.	Knoop	HK 0.3	Steel	550 ±25 HK	Ø30x10
QH4110600A	1 Pc.	Knoop	HK 0.3	Steel	600 ±25 HK	Ø30x10
QH4110650A	1 Pc.	Knoop	HK 0.3	Steel	650 ±25 HK	Ø30x10
QH4110700A	1 Pc.	Knoop	HK 0.3	Steel	700 ±25 HK	Ø30x10
QH4110750A	1 Pc.	Knoop	HK 0.3	Steel	750 ±25 HK	Ø30x10
QH4110800A	1 Pc.	Knoop	HK 0.3	Steel	800 ±25 HK	Ø30x10
QH4110850A	1 Pc.	Knoop	HK 0.3	Steel	850 ±25 HK	Ø30x10
QH4110900A	1 Pc.	Knoop	HK 0.3	Steel	900 ±25 HK	Ø30x10
QH4110950A	1 Pc.	Knoop	HK 0.3	Steel	950 ±25 HK	Ø30x10
QH4111000A	1 Pc.	Knoop	HK 0.3	Steel	1000 ±25 HK	Ø30x10





Item No.	Unit	Description				
HARDNESS TEST BLOCKS KNOOP (EN ISO 4545-3, ASTM E92)						
		HK	Material	Value	Dim. (mm)	
<b>HK 0.5</b>						
QH4120040A	1 Pc.	Knoop HK 0.5	Aluminum	40 ±25 HK	Ø30x10	
QH4120070A	1 Pc.	Knoop HK 0.5	Aluminum	70 ±25 HK	Ø30x10	
QH4120100A	1 Pc.	Knoop HK 0.5	Aluminum	100 ±25 HK	Ø30x10	
QH4120150A	1 Pc.	Knoop HK 0.5	Aluminum	150 ±25 HK	Ø30x10	
QH4120200A	1 Pc.	Knoop HK 0.5	Steel	200 ±25 HK	Ø30x10	
QH4120250A	1 Pc.	Knoop HK 0.5	Steel	250 ±25 HK	Ø30x10	
QH4120300A	1 Pc.	Knoop HK 0.5	Steel	300 ±25 HK	Ø30x10	
QH4120350A	1 Pc.	Knoop HK 0.5	Steel	350 ±25 HK	Ø30x10	
QH4120400A	1 Pc.	Knoop HK 0.5	Steel	400 ±25 HK	Ø30x10	
QH4120450A	1 Pc.	Knoop HK 0.5	Steel	450 ±25 HK	Ø30x10	
QH4120500A	1 Pc.	Knoop HK 0.5	Steel	500 ±25 HK	Ø30x10	
QH4120550A	1 Pc.	Knoop HK 0.5	Steel	550 ±25 HK	Ø30x10	
QH4120600A	1 Pc.	Knoop HK 0.5	Steel	600 ±25 HK	Ø30x10	
QH4120650A	1 Pc.	Knoop HK 0.5	Steel	650 ±25 HK	Ø30x10	
QH4120700A	1 Pc.	Knoop HK 0.5	Steel	700 ±25 HK	Ø30x10	
QH4120750A	1 Pc.	Knoop HK 0.5	Steel	750 ±25 HK	Ø30x10	
QH4120800A	1 Pc.	Knoop HK 0.5	Steel	800 ±25 HK	Ø30x10	
QH4120850A	1 Pc.	Knoop HK 0.5	Steel	850 ±25 HK	Ø30x10	
QH4120900A	1 Pc.	Knoop HK 0.5	Steel	900 ±25 HK	Ø30x10	
QH4120950A	1 Pc.	Knoop HK 0.5	Steel	950 ±25 HK	Ø30x10	
QH4121000A	1 Pc.	Knoop HK 0.5	Steel	1000 ±25 HK	Ø30x10	
<b>HK 1</b>						
QH4130040A	1 Pc.	Knoop HK 1	Aluminum	40 ±25 HK	Ø30x10	
QH4130070A	1 Pc.	Knoop HK 1	Aluminum	70 ±25 HK	Ø30x10	
QH4130100A	1 Pc.	Knoop HK 1	Aluminum	100 ±25 HK	Ø30x10	
QH4130150A	1 Pc.	Knoop HK 1	Aluminum	150 ±25 HK	Ø30x10	
QH4130200A	1 Pc.	Knoop HK 1	Steel	200 ±25 HK	Ø30x10	
QH4130250A	1 Pc.	Knoop HK 1	Steel	250 ±25 HK	Ø30x10	
QH4130300A	1 Pc.	Knoop HK 1	Steel	300 ±25 HK	Ø30x10	
QH4130350A	1 Pc.	Knoop HK 1	Steel	350 ±25 HK	Ø30x10	
QH4130400A	1 Pc.	Knoop HK 1	Steel	400 ±25 HK	Ø30x10	
QH4130450A	1 Pc.	Knoop HK 1	Steel	450 ±25 HK	Ø30x10	
QH4130500A	1 Pc.	Knoop HK 1	Steel	500 ±25 HK	Ø30x10	
QH4130550A	1 Pc.	Knoop HK 1	Steel	550 ±25 HK	Ø30x10	
QH4130600A	1 Pc.	Knoop HK 1	Steel	600 ±25 HK	Ø30x10	
QH4130650A	1 Pc.	Knoop HK 1	Steel	650 ±25 HK	Ø30x10	
QH4130700A	1 Pc.	Knoop HK 1	Steel	700 ±25 HK	Ø30x10	
QH4130750A	1 Pc.	Knoop HK 1	Steel	750 ±25 HK	Ø30x10	
QH4130800A	1 Pc.	Knoop HK 1	Steel	800 ±25 HK	Ø30x10	
QH4130850A	1 Pc.	Knoop HK 1	Steel	850 ±25 HK	Ø30x10	
QH4130900A	1 Pc.	Knoop HK 1	Steel	900 ±25 HK	Ø30x10	
QH4130950A	1 Pc.	Knoop HK 1	Steel	950 ±25 HK	Ø30x10	
QH4131000A	1 Pc.	Knoop HK 1	Steel	1000 ±25 HK	Ø30x10	

Item No.	Unit	Description	HARDNESS TEST BLOCKS KNOOP (EN ISO 4545-3, ASTM E92)			
			HK	Material	Value	Dim. (mm)
<b>HK 2</b>						
QH4140040A	1 Pc.	Knoop	HK 2	Aluminum	40 ±25 HK	Ø30x10
QH4140070A	1 Pc.	Knoop	HK 2	Aluminum	70 ±25 HK	Ø30x10
QH4140100A	1 Pc.	Knoop	HK 2	Aluminum	100 ±25 HK	Ø30x10
QH4140150A	1 Pc.	Knoop	HK 2	Aluminum	150 ±25 HK	Ø30x10
QH4140200A	1 Pc.	Knoop	HK 2	Steel	200 ±25 HK	Ø30x10
QH4140250A	1 Pc.	Knoop	HK 2	Steel	250 ±25 HK	Ø30x10
QH4140300A	1 Pc.	Knoop	HK 2	Steel	300 ±25 HK	Ø30x10
QH4140350A	1 Pc.	Knoop	HK 2	Steel	350 ±25 HK	Ø30x10
QH4140400A	1 Pc.	Knoop	HK 2	Steel	400 ±25 HK	Ø30x10
QH4140450A	1 Pc.	Knoop	HK 2	Steel	450 ±25 HK	Ø30x10
QH4140500A	1 Pc.	Knoop	HK 2	Steel	500 ±25 HK	Ø30x10
QH4140550A	1 Pc.	Knoop	HK 2	Steel	550 ±25 HK	Ø30x10
QH4140600A	1 Pc.	Knoop	HK 2	Steel	600 ±25 HK	Ø30x10
QH4140650A	1 Pc.	Knoop	HK 2	Steel	650 ±25 HK	Ø30x10
QH4140700A	1 Pc.	Knoop	HK 2	Steel	700 ±25 HK	Ø30x10
QH4140750A	1 Pc.	Knoop	HK 2	Steel	750 ±25 HK	Ø30x10
QH4140800A	1 Pc.	Knoop	HK 2	Steel	800 ±25 HK	Ø30x10
QH4140850A	1 Pc.	Knoop	HK 2	Steel	850 ±25 HK	Ø30x10
QH4140900A	1 Pc.	Knoop	HK 2	Steel	900 ±25 HK	Ø30x10
QH4140950A	1 Pc.	Knoop	HK 2	Steel	950 ±25 HK	Ø30x10
QH4141000A	1 Pc.	Knoop	HK 2	Steel	1000 ±25 HK	Ø30x10



### Notes

---

---

---

---

---

---

---

---

---

---

---

---

---

---

---

---

---

---

---

---

---

---

---

---

---

---

## Qprep Indenters



The various indenters are to be selected according to the respective test method (Brinell, Vickers, Rockwell and Knoop). The selection of QPREP indenters, test diamonds and carbide balls, which are certified according to DAkkS and/or ASTM, QATM, provides a broad test equipment portfolio for hardness testing.

Item No.	Unit	Description
<b>TEST DIAMONDS MACRO</b>		
		<b>Description</b>
		<b>Length Ø</b>
<b>• with DAkkS/ASTM Certificate</b>		
QER28000EA	1 Pc.	Test diamond Rockwell 28 mm 6.5 mm
QER28400EA	1 Pc.	Test diamond Rockwell 28 mm 3.8 mm
QEV28000EA	1 Pc.	Test diamond Vickers $\geq$ HV0.01 28 mm 6.5 mm
QEV28000EZ	1 Pc.	Test diamond Vickers $\geq$ HV5 28 mm 6.5 mm only with DAkkS Certificate
QEK28000EA	1 Pc.	Test diamond Knoop 28 mm 6.5 mm
<b>BALL HOLDERS WITH PRESSED-IN BALL - MACRO</b>		
		<b>Description</b>
<b>• with DAkkS/ASTM Certificate</b>		
QEB28010EA	1 Pc.	Ball holder with 1 mm ball, pressed-in
QEB28025EA	1 Pc.	Ball holder with 2.5 mm ball, pressed-in
QEB28050EA	1 Pc.	Ball holder with 5 mm ball, pressed-in
QEB28100EA	1 Pc.	Ball holder with 10 mm ball, pressed-in
QEB28116EA	1 Pc.	Ball holder with 1/16" ball, pressed-in
QEB28108EA	1 Pc.	Ball holder with 1/8" ball, pressed-in
QEB28104EA	1 Pc.	Ball holder with 1/4" ball, pressed-in
QEB28102EA	1 Pc.	Ball holder with 1/2" ball, pressed-in
<b>BALL HOLDERS WITH EXCHANGEABLE BALL - MACRO</b>		
		<b>Description</b>
<b>• with DAkkS/ASTM Certificate</b>		
QEB28025AA	1 Pc.	Ball holder with 2.5 mm ball - exchangeable
QEB28050AA	1 Pc.	Ball holder with 5 mm ball - exchangeable
QEB28100AA	1 Pc.	Ball holder with 10 mm ball - exchangeable
QEB28108AA	1 Pc.	Ball holder with 1/8" ball - exchangeable
QEB28104AA	1 Pc.	Ball holder with 1/4" ball - exchangeable
QEB28102AA	1 Pc.	Ball holder with 1/2" ball - exchangeable







# EXPIRATION DATES OF CONSUMABLES

## Storage and shelf life information

- | **The minimum shelf life of all consumables is one year and is valid from the date of shipment.**
- | During the minimum shelf life, the full functionality of the products is guaranteed.
- | Reaching the expiration date does not cause a loss of the functionality of the products. Consequently, they can be used further more. The expiration date does not compromise the functionality of the products, so they can still be used.
- | To ensure full functionality of the products, an **adequate storage** is essential.
- | The products need to be reliably protected against humidity and temperature fluctuation or otherwise the product properties may be compromised. In addition, packaging should not be subjected to excessive pressure and products should not be stored on their sides.
- | When outside temperatures are high, **delivery of the liquids of KEM 15, 20, 30, 35 and 60 is restricted.** For further information please consult the data sheet.
- | The consumables and their packaging should not be opened unless for imminent use e.g. cut-off wheels are hygroscopic and cold mounting materials might react with oxygen. This might influence the functionality over time.
- | Complaints are evaluated by our quality management and application team.
- | Our general terms and conditions remain unaffected from these notes.



### Safety Data Sheets



Download of Safety Data Sheets  
at [www.qatm.com](http://www.qatm.com)





HEAT TREATMENT | ELEMENTAL ANALYSIS | MATERIALOGRAPHY & HARDNESS TESTING  
MILLING & SIEVING | PARTICLE CHARACTERIZATION | PHARMACEUTICAL TESTING


## WE ENABLE PROGRESS FOR THE BENEFIT OF MANY

VERDER SCIENTIFIC is composed of leading laboratory equipment companies active in sample preparation and analysis for quality control as well as research & development purposes. As trusted solution partner, VERDER SCIENTIFIC enables thousands of companies to ensure economic, technological and environmental progress by mastering their scientific applications. Together, we make the world a healthier, safer and more sustainable place.

## Sign up for our newsletters!

You will occasionally receive  
exclusive information on  
seminars/webinars, applications  
and product news.

Subscribe now:



[www.qatm.com/newsletter](http://www.qatm.com/newsletter)  
(You may unsubscribe any time)

